



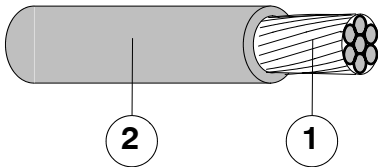
RADOX® 155 Connecting leads

GENERAL PROPERTIES :

Excellent high temperature, low temperature, ozone and weathering resistance, flame retardant, soldering iron resistant, easy to strip and process, compatible to all common resins and varnishes, flexible.

APPLICATION :

For protected and fixed installation inside electrical equipment, especially suitable for the connection of motor windings, switchboards, magnets and transformers.



1. Conductor : Stranded tin plated copper, class 5 EN 60228
2. Insulation : RADOX 155, extruded irradiation crosslinked polyolefin
Colours : diverse

PRINTING :

0.25-0.5 mm ² :	HUBER+SUHNER SWITZERLAND RADOX 155 ...MM2
0.75-1 mm ² :	HUBER+SUHNER SWITZERLAND RADOX 155 ...MM2 VDE-REG-NR.9331
1.5-4 mm ² :	HUBER+SUHNER SWITZERLAND RADOX 155 ...MM2 VDE-REG-NR.5596
≥ 6 mm ² :	HUBER+SUHNER SWITZERLAND [Lot No.] RADOX 155 ...MM2 VDE-REG-NR.5596

TECHNICAL DATA:

Temperature range - 55 ... + 155 °C

Voltages for cross-section ≥ 0.75 mm²:

Rated voltage cond.-earth	U ₀	600 V AC
Rated voltage cond.-cond.	U	1000 V AC
Maximum permitted operating voltage cond.-earth		720 V AC
Maximum permitted operating voltage cond.-cond.	U _m	1200 V AC
Maximum permitted operating voltage cond.-earth	V ₀	900 V DC
Maximum permitted operating voltage cond.-cond.		1800 V DC
Test voltage		3500 V AC



Voltages for cross-section < 0.75 mm²:

Rated voltage cond.-earth	U ₀	450 V AC
Rated voltage cond.-cond.	U	750 V AC
Maximum permitted operating voltage cond.-earth		480 V AC
Maximum permitted operating voltage cond.-cond.	U _m	825 V AC
Maximum permitted operating voltage cond.-earth	V ₀	620 V DC
Maximum permitted operating voltage cond.-cond.		1240 V DC
Test voltage		2500 V AC

Minimum bending radius Outer diameter ≤ 12 mm 3 x D
 Outer diameter > 12 mm 4 x D

Copyright 2011 Huber + Suhner AG. This document may not be copied nor be passed on to third parties without our written permission.
 Uncontrolled copy when printed (will not be updated).

The product fulfils the test and specification requirements described in this document for the stated areas of application and operating conditions. HUBER+SUHNER AG does not expressly or implicitly guarantee performance under additional or changed conditions. Deviations are to be agreed upon in writing.

HUBER+SUHNER
Wire+Cable Division
 CH-8330 Pfäffikon
 +41 (0)44 952 22 11
 +41 (0)44 952 26 40
www.hubersuhner.com



RADOX® 155

Connecting leads

TABLE 1 : Dimensions, conductor resistance, weight

Cross-section EN 60228 mm ²	Conductor construction nom. n x mmØ	Conductor diameter max. mm	Outer diameter D mm	R ₂₀ Conductor resistance max. at 20°C Ω / km	Weight nom. kg / 100m
0.25	19 x 0.13	0.61	1.45 ± 0.05	86.0	0.4
0.34	19 x 0.16	0.77	1.60 ± 0.10	53.1	0.5
0.5	19 x 0.18	0.90	1.71 ± 0.10	40.1	0.7
0.75	24 x 0.20	1.13	2.25 ± 0.10	26.7	1.1
1	32 x 0.20	1.28	2.50 ± 0.10	20.0	1.5
1.5	30 x 0.25	1.52	2.85 ± 0.10	13.7	1.9
2.5	48 x 0.25	2.06	3.50 ± 0.10	8.21	3.0
4	56 x 0.30	2.64	4.20 ± 0.15	5.09	4.5
6	84 x 0.30	2.98	5.0 ± 0.15	3.39	6.5
10	80 x 0.40	3.94	6.4 ± 0.15	1.95	11
16	119 x 0.40	5.4	7.6 ± 0.15	1.24	16.5
25	182 x 0.40	6.7	9.2 ± 0.2	0.795	25
35	266 x 0.40	7.9	10.6 ± 0.2	0.565	34.5
50	378 x 0.40	9.4	12.4 ± 0.25	0.393	50
70	348 x 0.50	11.5	14.6 ± 0.25	0.277	68
95	444 x 0.50	13.0	16.4 ± 0.3	0.210	89
120	570 x 0.50	15.4	18.5 ± 0.3	0.164	110
150	722 x 0.50	17.0	20.8 ± 0.3	0.132	142
185	874 x 0.50	18.5	22.7 ± 0.3	0.108	171
240	1147 x 0.50	21.3	26.1 ± 0.4	0.0817	225