

FEATURES AND SPECIFICATIONS

Features and Benefits

- Sizes 2 to 15 circuits
- Locking windows provide secure mating

Reference Information

Packaging: Tray

Mates With: [51021](#)

Designed In: Millimeters

Electrical

Voltage: 125V

Current: 1.0A

32 AWG—0.8A

Contact Resistance: 20mΩ max.

Dielectric Withstanding Voltage: 250V AC/1 min.

Insulation Resistance: 100 MΩ min.

Physical

Housing: 6/6 nylon, UL 94V-0

Contact: Phosphor Bronze

Plating: Tin

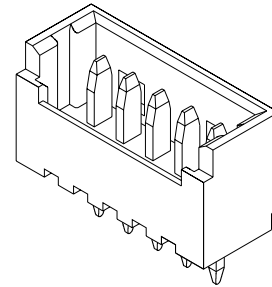
Operating Temperature: -40 to +85°C



1.25mm (.049") Pitch Wire-to-Board Header

53047

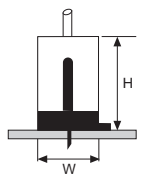
Vertical



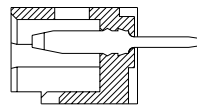
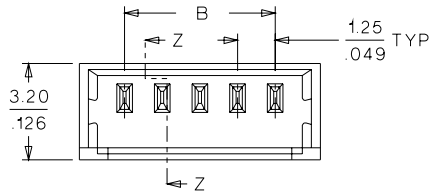
Mating Dimensions

53047 • 51021 • 50058/50079

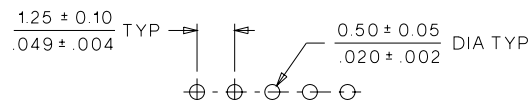
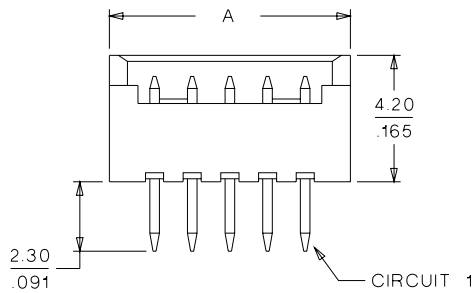
H=5.2mm W=3.2mm



CATALOG DRAWING (FOR REFERENCE ONLY)



SECTION Z-Z



PCB LAYOUT: COMPONENT SIDE
RECOMMENDED PCB THICKNESS : $\frac{0.8 \pm 0.10}{.031 \pm 0.04}$

ORDERING INFORMATION AND DIMENSIONS

Circuits	Order No.	Dimension	
		A	B
2	53047-0210	4.25 (.167)	1.25 (.049)
3	53047-0310	5.50 (.217)	2.50 (.098)
4	53047-0410	6.75 (.266)	3.75 (.147)
5	53047-0510	8.00 (.315)	5.00 (.196)
6	53047-0610	9.25 (.364)	6.25 (.246)
7	53047-0710	10.50 (.413)	7.50 (.295)
8	53047-0810	11.75 (.463)	8.75 (.344)
9	53047-0910	13.00 (.512)	10.00 (.393)
10	53047-1010	14.25 (.561)	11.25 (.442)
11	53047-1110	15.50 (.610)	12.50 (.492)
12	53047-1210	16.75 (.659)	13.75 (.541)
13	53047-1310	18.00 (.709)	15.00 (.590)
14	53047-1410	19.25 (.758)	16.25 (.639)
15	53047-1510	20.50 (.807)	17.50 (.688)

A

0.40 to 1.60mm (.016 to .063") Pitch