



Figure can vary

**Part no.: 50104730**  
**US 60-1248 W**  
**Deflecting mirror**

## Contents

- Technical data
- Dimensioned drawings
- Accessories

Part no.: 50104730 – US 60-1248 W – Deflecting mirror

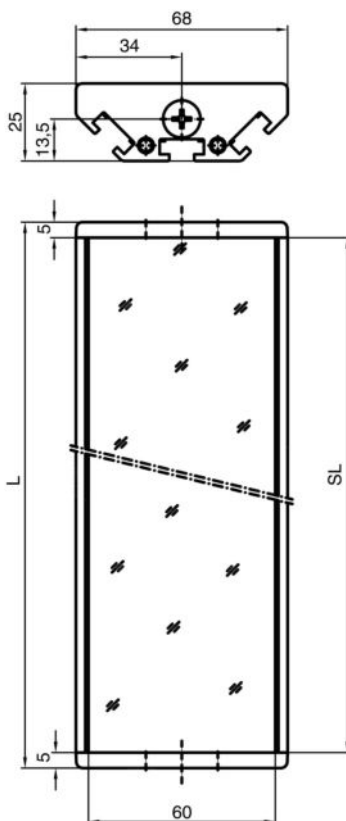
## Technical data

| <b>Basic data</b>         |                                 |
|---------------------------|---------------------------------|
| Contains                  | 2x M6 sliding block             |
| Type, columns and mirrors | Surface deflecting mirror       |
| <b>Mechanical data</b>    |                                 |
| Dimension (W x H x L)     | 25 mm x 68 mm x 1,258 mm        |
| Housing color             | Yellow, RAL 1021                |
| Type of fastening         | Groove mounting<br>Swivel mount |
| Suitable for sensor       | Stationary bar code readers     |
| Mirror length             | 1,248 mm                        |
| Mirror width              | 60 mm                           |
| <b>Classification</b>     |                                 |
| Customs tariff number     | 70099200                        |
| eCl@ss 8.0                | 27279207                        |
| eCl@ss 9.0                | 27273605                        |
| ETIM 5.0                  | EC002467                        |
| ETIM 6.0                  | EC002467                        |

## Dimensioned drawings

All dimensions in millimeters

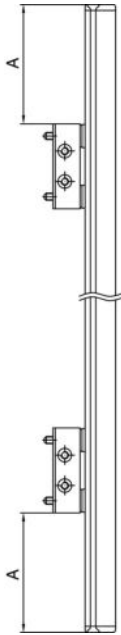
### Mirror



Part no.: 50104730 – US 60-1248 W – Deflecting mirror

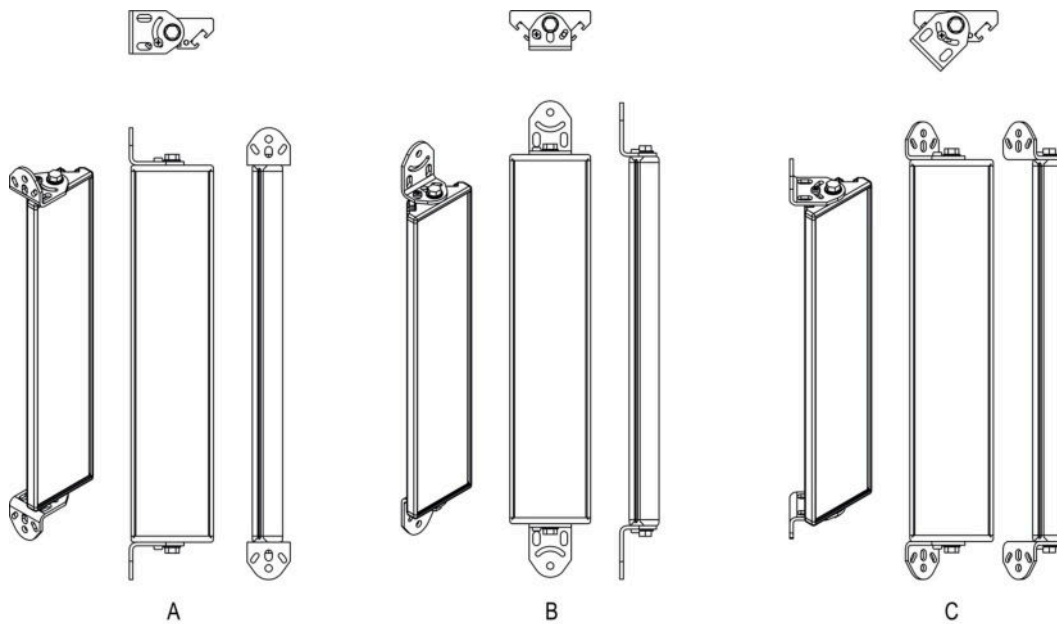
L Length = 1258 mm  
 SL Mirror length = 1248 mm

Mounting distances



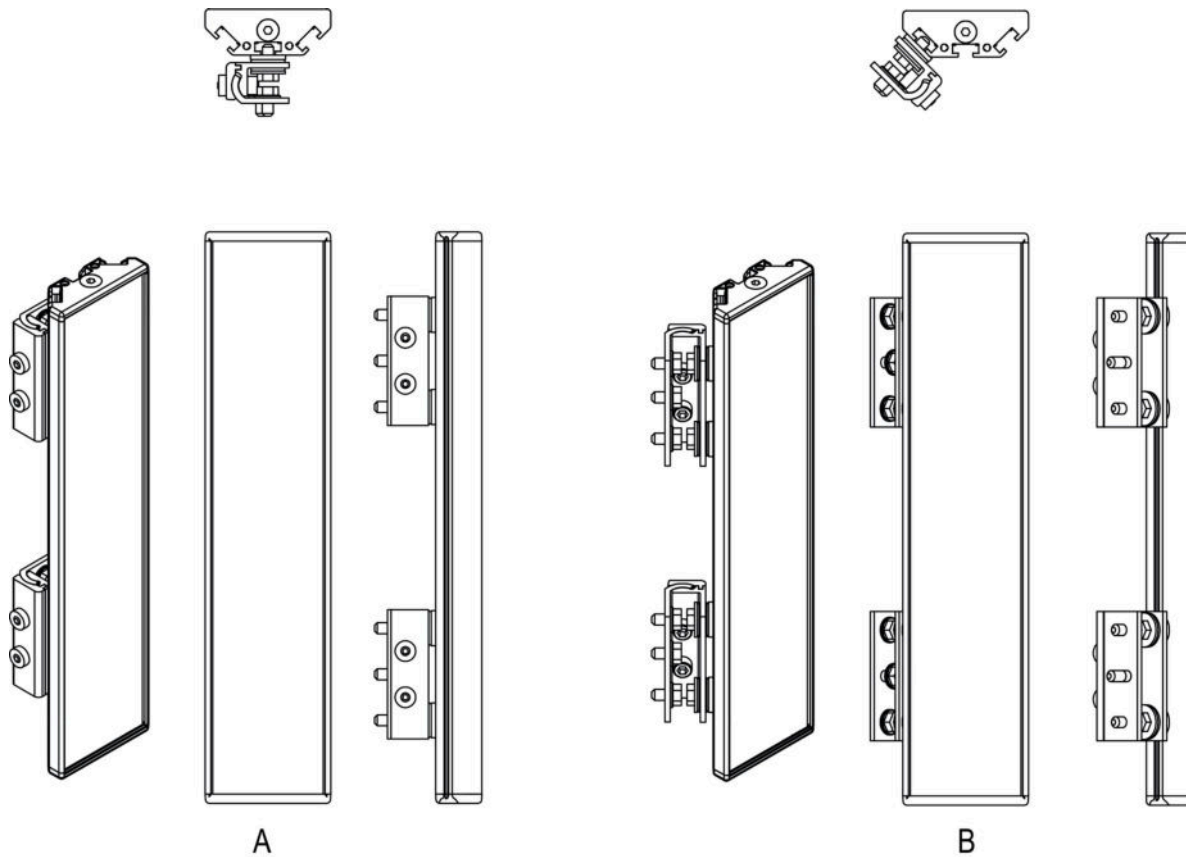
A Max. 500 mm

Mounting with BT-2UM60 standard bracket



A Lateral  
 B Rear side  
 C Adjustable at an angle (0 - 90°)



Mounting with BT-2SB10 swiveling mounting bracket



A Rear side  
B Lateral 45°

## Accessories

### Mounting technology - Swivel mounts

|   | Part no. | Designation | Article              | Description   |
|---|----------|-------------|----------------------|---|
|  | 424422   | BT-2SB10    | Mounting bracket set | Contains: 2x BT-SB10<br>Design of mounting device: Mounting clamp<br>Fastening, at system: Through-hole mounting<br>Mounting bracket, at device: Clampable, On the lateral C-groove<br>Type of mounting device: Swiveling<br>Swivel range: -8 ... 8°<br>Material: Metal |
|  | 430105   | BT-2UM60    | Mounting bracket     | Fastening, at system: Through-hole mounting<br>Mounting bracket, at device: Screw type<br>Material: Metal   |

#### Note

A list with all available accessories can be found on the Leuze electronic website in the Download tab of the article detailed page.