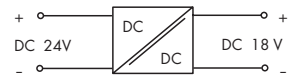
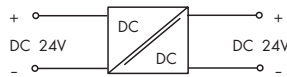
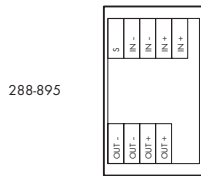
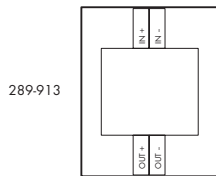


Rail-Mounted Modules - DC/DC Converter



	24 V / 24 V; 0.21 ADC	24 V / 18 V; 0.4 ADC
	Mounting feet for DIN 35 rail	Mounting carrier for DIN 35 rail



Description	Item No.	Pack. Unit	Item No.	Pack. Unit
DC/DC converter	289-913	1	288-895	1

Technical Data				
Input voltage	24 VDC		24 VDC	
Input voltage range	± 10 %		18 ... 36 VDC	
Output voltage	24 VDC (± 3 %)		18 VDC (± 1 %)	
Nominal output current	210 mA		400 mA	
Peak output current	315 mA			
Efficiency	65 % ... 75 %		82 %	
Test voltage input/output	500 VDC		1500 VDC	
Short circuit protection	Thermal cut-out		permanent	
Ambient operating temperature	-25 °C ... +40 °C		-25 °C ... +70 °C	
Weight	77 g		75.9 g	
Dimensions (mm) W x H x L	83 x 25 x 77		50 x 25 x 85	
Wire connection	Height from upper-edge of DIN 35 rail CAGE CLAMP® (236 Series)		Height from upper-edge of DIN 35 rail CAGE CLAMP® (256 Series)	
Cross sections	0.08 ... 2.5 mm² / AWG 28 ... 12 (THHN, THWN)		0.08 ... 2.5 mm² / AWG 28 ... 12 (THHN, THWN)	
Stripped lengths	5 ... 6 mm / 0.22 in		5 ... 6 mm / 0.22 in	
EMC I-Immunity to interference			acc. to EN 50082-2 (1996) * * Only in conjunction with DALI/DSI Master Module 750-641	
EMC I-Emission of interference			acc. to EN 50081-1 (1993) * * Only in conjunction with DALI/DSI Master Module 750-641	
Accessories				
WMB Multi marking system for mounting carrier			see from page 506	
Marker strips for mounting carrier			white 709-198 / translucent 709-196	