


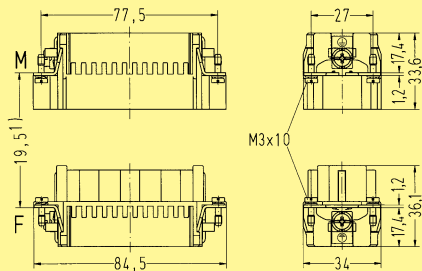
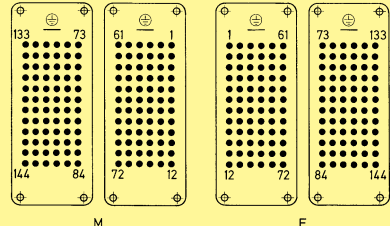
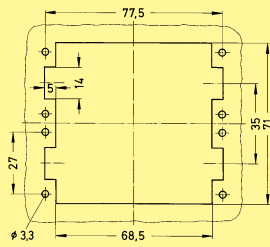


Number of contacts

144 +



Inserts

Han
D/DD

Identification	Series	Part number		Drawing	Dimensions in mm
		Male insert (M)	Female insert (F)		
<p>Crimp terminal</p> <p>Order crimp contacts separately (see Technical characteristics on page 02.06)</p> 	<p>Han DD®</p> <p>1 - 72 73 - 144</p>	<p>09 16 072 3001 09 16 072 3011</p>	<p>09 16 072 3101 09 16 072 3111</p>	 <p>1) Distance for contact max. 21 mm</p> <p>Contact arrangement view from termination side</p>  <p>Panel cut out for inserts for use without hoods/housings</p> 	
<p>Coding pin</p> 			<p>09 33 000 9915</p>	<p>Coding pin</p>  <p>Use of the coding pin prevents incorrect mating to other connectors of the same type. The male pin should be omitted from the opposing cavity in the male insert.</p>	