

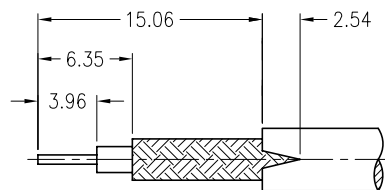
NOTES:

- MATERIALS AND FINISHES(PLATING THICKNESS IN MICRO-INCHES):
 BODY - BRASS, NICKEL PLATING
 CONTACT - BRASS, GOLD PLATING
 INSULATOR - PTFE, NATURAL
- ELECTRICAL:
 A. IMPEDANCE: 50 OHM
 B. FREQUENCY RANGE: DC 0-4 GHz
 C. DIELECTRIC WITHSTANDING VOLTAGE: 1500 VRMS, MIN.
- MECHANICAL:
 A. DURABILITY: 500 CYCLES MIN.
 B. TEMPERATURE RANGE: -65°C to +165°C
- WHEN CRIMPING CONTACT PIN TO CABLE, CRIMP WITH AMPHENOL TOOL 227-944 (M22520/5-01) AND DIE SET 227-1221-09, CAVITY 'B' (M22520/5-09, CLOSURE 'B')
- WHEN CRIMPING FERRULE TO CABLE, CRIMP WITH AMPHENOL TOOL 227-944 (M22520/5-01) AND DIE SET 227-1221-09 CAVITY 'A' (M22520/5-09 CLOSURE 'A')
- PACKAGE THIS CONNECTOR IN BAG 999-225.

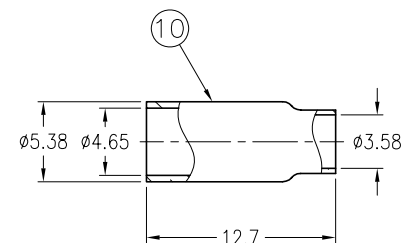
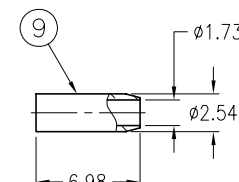
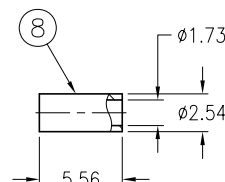
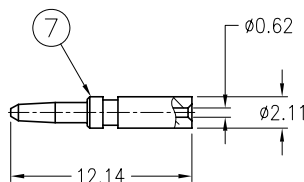
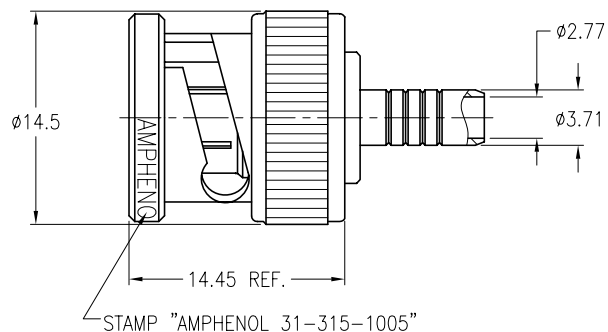
THIRD ANGLE PROJ.

REVISIONS

REV	DESCRIPTION	DATE	ECO	APPR
A2	APPEARANCE WAS CHANGED\N/A	15-Apr-03		
A3	ITEM 1 WAS CHANGED\N/A\06-30-05'	30-Jun-05		
B	ITEM 6 WAS 31-1500-C\RD-DM06092201C	14-Oct-06		SH
H	ITEM 4 WAS CHANGED\RD-DM09112701T1	17-Mar-10	47921	SH



RECOMMENDED
CABLE STRIPPING DIM'S



CUSTOMER OUTLINE DRAWING

ALL OTHER SHEETS ARE FOR INTERNAL USE ONLY

UNLESS OTHERWISE SPECIFIED, DIMENSIONS ARE IN METRIC AND TOLERANCES ARE:
 < 0.5mm ±0.05mm 0.5 - 6mm ±0.1mm 6 - 30mm ±0.2mm 30 - 120mm ±0.3mm ANGLES ±1'

NOTICE - These drawings, specifications, or other data (1) are, and remain the property of Amphenol Corp., or to any other person to anyone for any purpose is not to be regarded by implication or otherwise in any manner licensing, granting rights or permitting such holder or any other person to manufacture, use or sell any product, process or design, patented or otherwise, that may in any way be related to or disclosed by said drawings, specifications, or other data.

MATERIAL	DRAWN	T.DENG	DATE	05-Jan-10'	TITLE	BNC PLUG MIL-CRIMP 23329 (FOR DOUBLE BRAIDED RG-188/U CABLE)			Amphenol RF Danbury CT USA, Tainan Taiwan, Shenzhen China www.amphenolrf.com	
	ENGINEER	C.WANG	DATE	05-Jan-10'						
	APPROVED	S.HSIEH	DATE	17-Mar-10'						
	CAD FILE	F:\DWG\CNPD\31\315\1005-HSZ								
REFERENCE	SCALE:	2/1	SHEET	2 OF 2	DRAWING NO.	31-315-1005		ITEM NO.	31-315-1005	
	DWG SIZE	B	CODE ID	74868	REV	H		PART NO.	31-315-1005	
	FINISH									