

MDBR Rugged D-sub Connector

Product Specification S6054C Rev 1.0

Amphenol

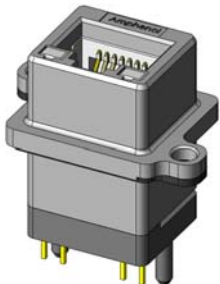
Now you're connected!

About Amphenol Commercial Products


Amphenol's commercial connector products are used in a variety of end user applications including networking, telecom, server & computer, storage & HDD, consumer electronics and entertainment, professional audio & Industrial & Military/Aerospace.

Related Products

MRJ



MRJ-5480-01 SHOWN
VERTICAL, PCB TAIL,
8 POSITION RJ45




MRJ-5380-01 SHOWN
RIGHT ANGLE, PCB TAIL,
8 POSITION RJ45

MUSB



MUSB-C111-30 SHOWN
SERIES A, RIGHT ANGLE,
STACKED



P/N MDBR-A26PE-860 SHOWN
26 POSITION HIGH DENSITY
PIN, VERTICAL PCB TAILS
WITH BOARDLOCK



P/N MDBR-E15SM-860 SHOWN
15 POSITION HIGH DENSITY
SOCKET, SOLDER CUP
TERMINATION WITH
BOARDLOCK



P/N MDBR-E09PE-860 SHOWN
9 POSITION PIN, VERTICAL
PCB TAILS WITH
BOARDLOCK

Overview

This Product Specification defines the general use and performance parameters for Amphenol's MDBR series of Rugged D-sub connectors.

Availability: 9 position standard density pin and socket connectors, 15 and 26 position high density pin and socket connectors available. Termination options include vertical PCB tails and solder cups suitable for up to 20 AWG for the 9 position connectors or 22 AWG for the 15 or 26 position.

Usage

The connector system is designed to provide a standard D-sub interface for enclosures exposed to harsh environments. Protection is provided for IP68 applications per IEC 60529 specification. Protection is provided in the mated or unmated condition. A sturdy die cast shell provides excellent strength and durability in the most demanding applications while a high temperature resistant plastic housing captures high quality gold plated screw machined copper alloy contacts.

Applications

Intended for use in applications such as:

- Outdoor equipment
- Portable devices
- Automation equipment
- Industrial and agricultural equipment

Connector Electrical Characteristics

Maximum current: 5A per contact for Std density, 3A per contact for higher density.

Temperature rise: Meets the UL requirement of 30° C ΔT

Maximum voltage: 200V DC or 125V AC per contact

Contact resistance: 20 mΩ max

Insulation Resistance: 5 GΩ at 200V DC for 60 seconds

DWV: 1500V minimum DC for 60 seconds

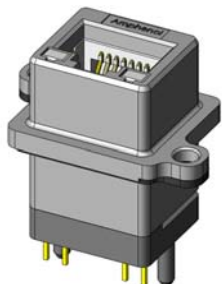
Now you're connected!

About Amphenol Commercial Products


Amphenol's commercial connector products are used in a variety of end user applications including networking, telecom, server & computer, storage & HDD, consumer electronics and entertainment, professional audio & Industrial & Military/Aerospace.

Related Products

MRJ



MRJ-5480-01 SHOWN VERTICAL, PCB TAIL, 8 POSITION RJ45



MRJ-5380-01 SHOWN RIGHT ANGLE, PCB TAIL, 8 POSITION RJ45

MUSB



MUSB-C111-30 SHOWN SERIES A, RIGHT ANGLE, STACKED

Connector Mechanical Characteristics

9, 15 or 26 position D-sub interface
Durability: 500 mating cycles

Material Requirements

MDBR connectors are RoHS compliant.

Unless otherwise specified, the materials for each component shall be:

- Contacts
 - Base material – Copper alloy
 - Plating
 - Goldplating over 50 μ " (1.27 μ m) min Nickel as defined on product drawings.
- Housings: Black color, glass-reinforced, lead-free solder reflow process compatible thermoplastic, UL94V-0 rated
- Shell: Die cast Zinc alloy
 - Plating – 50 μ " (1.27 μ m) min Nickel
- Gasket: Silicone rubber

Operating temperature -40° to +105° C

Storage temperature -40° to +105° C

Process Characteristics

Connectors are RoHS compliant and can resist lead free wave soldering processes.

Available Documents

Drawing Numbers:

P-MDBR-A26PE-860
P-MDBR-A26PE-XXX
P-MDBR-A26PM-XXX
P-MDBR-E09PE-860
P-MDBR-E09PE-XXX
P-MDBR-E09PM-XXX
P-MDBR-E09SE-860
P-MDBR-E09SE-XXX
P-MDBR-E09SM-XXX
P-MDBR-E15PE-AN1
P-MDBR-E15PE-XXX
P-MDBR-E15PM-AN1
P-MDBR-E15PM-XXX
P-MDBR-E15SE-AN1
P-MDBR-E15SE-XXX
P-MDBR-E15SM-XXX

MDBR Rugged D-Sub Connector, 26 Size High Density Pin, Vert PCB Tail, Boardlock
MDBR Rugged D-Sub Connector, 26 Size High Density Pin, Vert PCB Tail
MDBR Rugged D-Sub Connector, 26 Size High Density Pin, Vert Solder Cup Tails
MDBR Rugged D-Sub Connector, 9 Size Pin, Vert PCB Tail, Boardlock
MDBR Rugged D-Sub Connector, 9 Size Pin, Vert PCB Tail
MDBR Rugged D-Sub Connector, 9 Size Pin, Vert Solder Cup Tails
MDBR Rugged D-Sub Connector, 9 Size Pin, Vert Solder Cup Tails
MDBR Rugged D-Sub Connector, 9 Size Skt, Vert PCB Tail, Boardlock
MDBR Rugged D-Sub Connector, 9 Size Skt, Vert PCB Tail
MDBR Rugged D-Sub Connector, 9 Size Pin, Vert Solder Cup Tails
MDBR Rugged D-Sub Connector, 15 Size High Dens Pin, Ext PCB Tails, Jack Skts
MDBR Rugged D-Sub Connector, 15 Size High Dens Pin, Vert PCB Tails
MDBR Rugged D-Sub Connector, 15 Size High Dens Pin, Solder Cup Tails, Boardlock
MDBR Rugged D-Sub Connector, 15 Size High Dens Pin, Solder Cup Tails
MDBR Rugged D-Sub Connector, 15 Size High Dens Skt, Ext PCB Tails, Jack Skts
MDBR Rugged D-Sub Connector, 15 Size High Dens Skt, Vert PCB Tails
MDBR Rugged D-Sub Connector, 15 Size High Dens Skt, Solder Cup Tails