

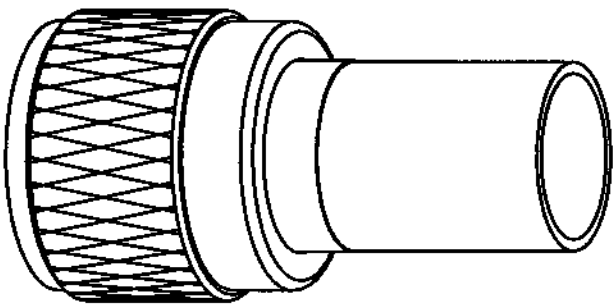
NOTES:

1. MATERIALS OF CONSTRUCTION:  
SHELL, FERRULE & BODY = BRASS, NICKEL PLATED  
CONTACT PIN = BRASS, SILVER PLATED  
INSULATOR = PHENOLIC, YELLOW PER PANTONE 110C

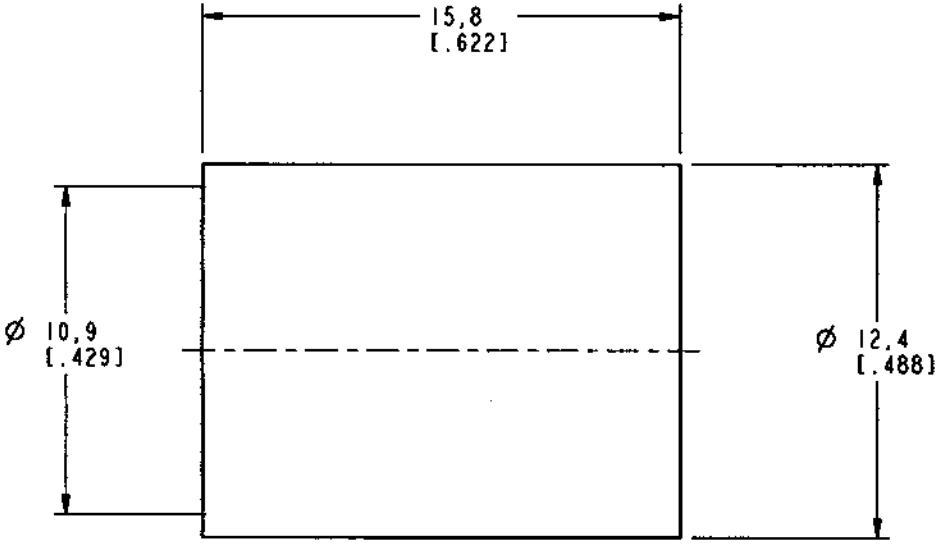
83-8SP-RFX

REVISIONS

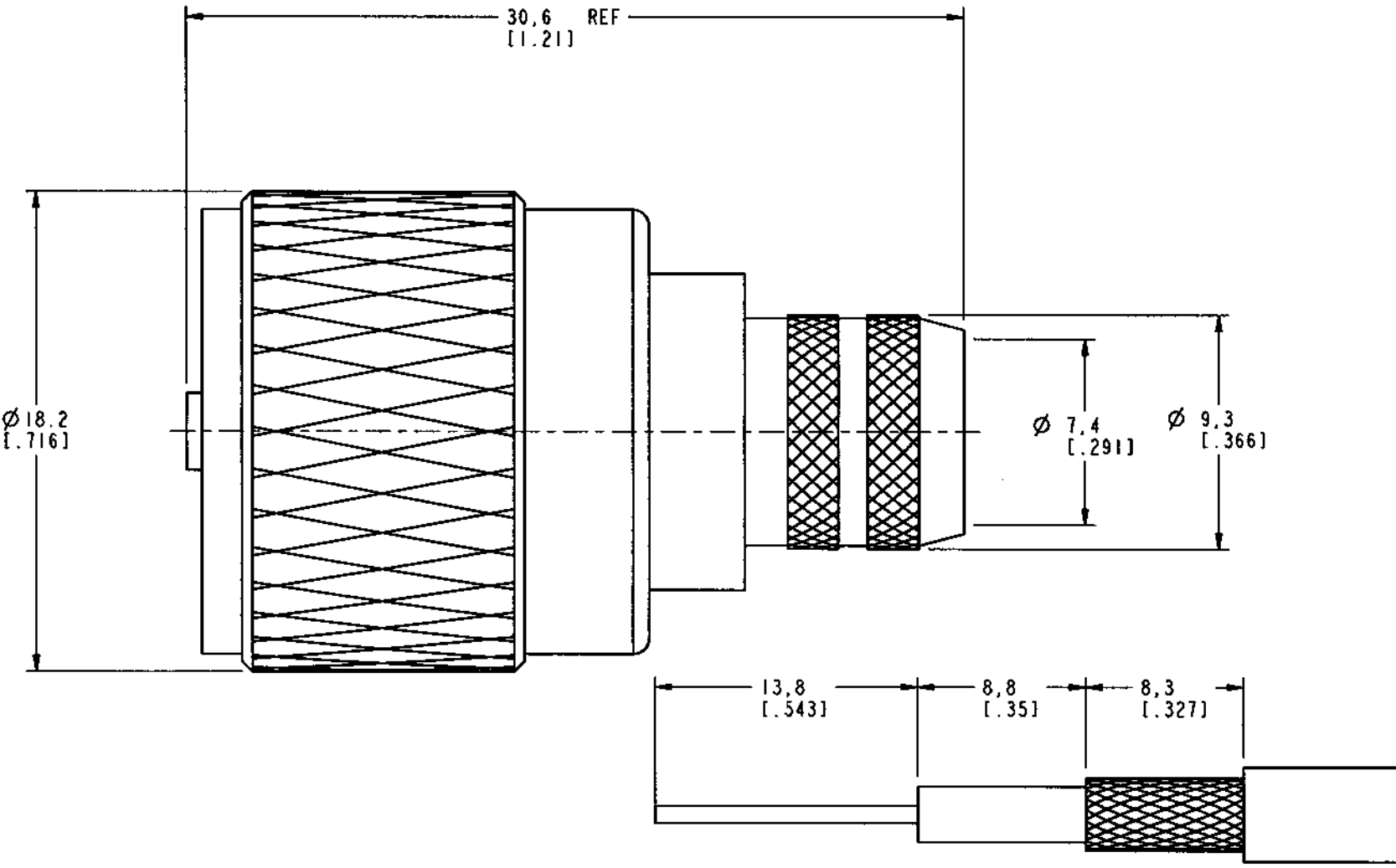
DRAWING NO.	REV	DESCRIPTION	DATE	ECO	APPR
THIRD ANGLE PROJ. 	A	RELEASE TO MFG.	8/25/00	43482	CPM




SCALE 2.000



CUSTOMER OUTLINE DRAWING  
FOR REFERENCE ONLY



RECOMMENDED CABLE  
STRIPPING DIMENSIONS  
SCALE 3.000

UNLESS OTHERWISE SPECIFIED, DIMENSIONS ARE IN INCHES AND TOLERANCES ARE: 0.5 - 6mm ±0.2mm	6 - 30mm ±0.4mm	30 - 120mm ± 0.6mm	MATERIAL	DRAWN C. McGRATH	DATE 8/16/00	TITLE UHF CRIMP PLUG	Amphenol Amphenol Corporation Communication and Network Products Division Danbury, CT U.S.A. 06810		
				ENGINEER T. AUBIN	DATE 8/16/00				
NOTICE - These drawings, specifications, or other data (1) are, and remain the property of Amphenol Corp. (2) must be returned upon request; and (3) are confidential and not to be disclosed to any person other than those to whom they are given by Amphenol Corp. The furnishing of these drawings, specifications, or other data by Amphenol Corp., or to any other person to anyone for any purpose is not to be regarded by implication or otherwise in any manner licensing, granting rights or permitting such holder or any other person to manufacture, use or sell any product, process or design, patented or otherwise, that may in any way be related to or disclosed by said drawings, specifications, or other data.			REFERENCE EAR 967604-0 GEN# ASSYM2-UHF	APPROVED 	DATE 8/25/00				
				CAD FILE I:\UHF\83-8SP-RFX		CODE ID 74868	DWG SIZE B	DRAWING NO. 83-8SP-RFX	REV A