



SEMICONDUCTOR RELAY 3RF2, 1-PH. WIDTH 45
MM, 70 A 48-600V / 4-30V DC SCREW CONNECTION
BLOCKING VOLTAGE 1200V

General technical data:

| | | |
|---|----|----------------------|
| product brand name | | SIRIUS |
| Product designation | | solid-state relay |
| Product function | | zero-point switching |
| Number of poles for main current circuit | | 1 |
| Protection class IP | | IP20 |
| Ambient temperature | | |
| • during operation | °C | -25 ... +60 |
| • during storage | °C | -55 ... +80 |
| Installation altitude at height above sea level maximum | m | 1 000 |
| Vibration resistance acc. to IEC 60068-2-6 | | 2g |
| Shock resistance acc. to IEC 60068-2-27 | | 15g / 11 ms |
| Equipment marking acc. to DIN 40719 extended according to IEC 204-2 acc. to IEC 750 | | K |
| Equipment marking acc. to DIN EN 61346-2 | | Q |
| Number of NC contacts for auxiliary contacts | | 0 |
| Number of NO contacts for auxiliary contacts | | 0 |
| Number of CO contacts for auxiliary contacts | | 0 |

Main circuit:

| | | |
|---|---|----|
| Number of NO contacts for main contacts | | 1 |
| Number of NC contacts for main contacts | | 0 |
| Operating current | | |
| • Rated value maximum | A | 70 |
| • at AC-51 Rated value | A | 50 |

| | | |
|--|-------------------|------------|
| • minimum | mA | 500 |
| Operating voltage with AC | | |
| • at 50 Hz Rated value | V | 48 ... 600 |
| • at 60 Hz Rated value | V | 48 ... 600 |
| Operating range relative to the operating voltage with AC | | |
| • at 50 Hz | V | 40 ... 660 |
| • at 60 Hz | V | 40 ... 660 |
| Operating frequency Rated value | Hz | 50 ... 60 |
| Relative symmetrical tolerance of the operating frequency | % | 10 |
| Insulation voltage Rated value | V | 600 |
| Rate of voltage rise at the thyristor for main contacts maximum permissible | V/ μ s | 1 000 |
| Blocking voltage at the thyristor for main contacts maximum permissible | V | 1 200 |
| Reverse current of the thyristor | mA | 10 |
| Derating temperature | $^{\circ}$ C | 40 |
| Active power loss total typical | W | 94 |
| Surge current resistance Rated value | A | 1 200 |
| I²t value maximum | A ² ·s | 7 200 |
| Short-circuit protection, design of the fuse link | | |

Control circuit/ Control:

| | | |
|---|----|----|
| Type of voltage of the control supply voltage | | DC |
| Control supply voltage 1 | | |
| • for DC | | |
| — Initial rated value | V | 4 |
| — Final rated value | V | 30 |
| Control supply voltage | | |
| • for DC Full-scale value for signal<0> recognition | V | 1 |
| Relative symmetrical tolerance of the supply voltage frequency | % | 10 |
| Control current | | |
| • at minimum control supply voltage | | |
| — for DC | mA | 3 |
| • for DC Rated value | mA | 15 |

Installation/ mounting/ dimensions:

| | | |
|---|--|--------------|
| Mounting type | | screw fixing |
| Mounting type Side-by-side mounting | | Yes |
| Design of the thread of the screw for securing the equipment | | M4 |





| | | |
|--|-----|-----|
| Tightening torque of the screw for securing the equipment | N·m | 1.5 |
| Width | mm | 45 |
| Height | mm | 58 |
| Depth | mm | 48 |

Connections/ Terminals:

| | | |
|--|-----------------|---|
| Type of electrical connection for main current circuit | | screw-type terminals |
| Design of the thread of the connection screw for main contacts | | M4 |
| Tightening torque for main contacts with screw-type terminals | | |
| • minimum | N·m | 2 |
| • maximum | N·m | 2.5 |
| Tightening torque [lbf·in] for main contacts with screw-type terminals | | |
| • minimum | lbf·in | 7 |
| • maximum | lbf·in | 10.3 |
| Type of connectable conductor cross-section | | |
| • for main contacts | | |
| — solid | | 2x (1.5 ... 2.5 mm ²), 2x (2.5 ... 6 mm ²) |
| — finely stranded | | |
| — with core end processing | | 2x (1 ... 2.5 mm ²), 2x (2.5 ... 6 mm ²), 1x 10 mm ² |
| • for AWG conductors | | |
| — for main contacts | | 2x (14 ... 10) |
| — for auxiliary and control contacts | | 1x (AWG 20 ... 12) |
| • for auxiliary and control contacts | | |
| — solid | | 1x (0.5 ... 2.5 mm ²), 2x (0.5 ... 1.0 mm ²) |
| — finely stranded | | |
| — with core end processing | | 1x (0.5 ... 2.5 mm ²), 2x (0.5 ... 1.0 mm ²) |
| — without core end processing | | 1x (0.5 ... 2.5 mm ²), 2x (0.5 ... 1.0 mm ²) |
| Connectable conductor cross-section | | |
| • for main contacts | | |
| — single or multi-stranded | mm ² | 1.5 ... 6 |
| — finely stranded | | |
| — with core end processing | mm ² | 1 ... 10 |
| • for auxiliary and control contacts | | |
| — solid | mm ² | 0.5 ... 2.5 |
| — finely stranded | | |
| — with core end processing | mm ² | 0.5 ... 2.5 |
| — without core end processing | mm ² | 0.5 ... 2.5 |
| AWG number as coded connectable conductor cross section for main contacts | | 14 ... 10 |

| | | |
|--|----------|----------------------|
| Type of electrical connection for auxiliary and control current circuit | | screw-type terminals |
| Design of the thread of the connection screw of the auxiliary and control contacts | | M3 |
| AWG number as coded connectable conductor cross section for auxiliary and control contacts | | 20 ... 12 |
| Wire stripping length of the cable <ul style="list-style-type: none"> • for main contacts • for auxiliary and control contacts | mm mm | 10 7 |
| Tightening torque for auxiliary and control contacts with screw-type terminals | N·m | 0.5 ... 0.6 |
| Tightening torque [lbf·in] for auxiliary and control contacts with screw-type terminals | lbf·in | 4.5 ... 5.3 |

Certificates/ approvals:

| General Product Approval | EMC | Declaration of Conformity | Test Certificates | other |
|---|---|---|---|---|
|  UR |  |  C-TICK |  EG-Konf. | Type Test Certificates/Test Report Environmental Confirmations |

Further information

Information- and Downloadcenter (Catalogs, Brochures,...)

<http://www.siemens.com/industrial-controls/catalogs>

Industry Mall (Online ordering system)

<http://www.siemens.com/industrymall>

Cax online generator

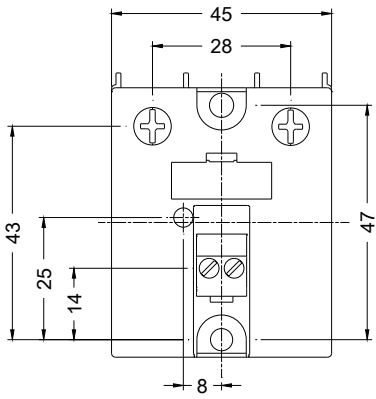
<http://support.automation.siemens.com/WW/CAXorder/default.aspx?lang=en&mlfb=3RF20701AA45>

Service&Support (Manuals, Certificates, Characteristics, FAQs,...)

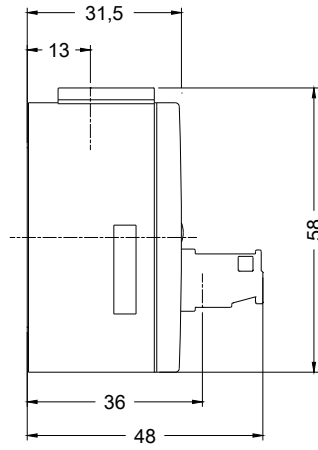
<http://support.automation.siemens.com/WW/view/en/3RF20701AA45/all>

Image database (product images, 2D dimension drawings, 3D models, device circuit diagrams, EPLAN macros, ...)

<http://www.automation.siemens.com/bilddb/index.aspx?attID9=3RF20701AA45&lang=en>



last modified:



15.01.2015