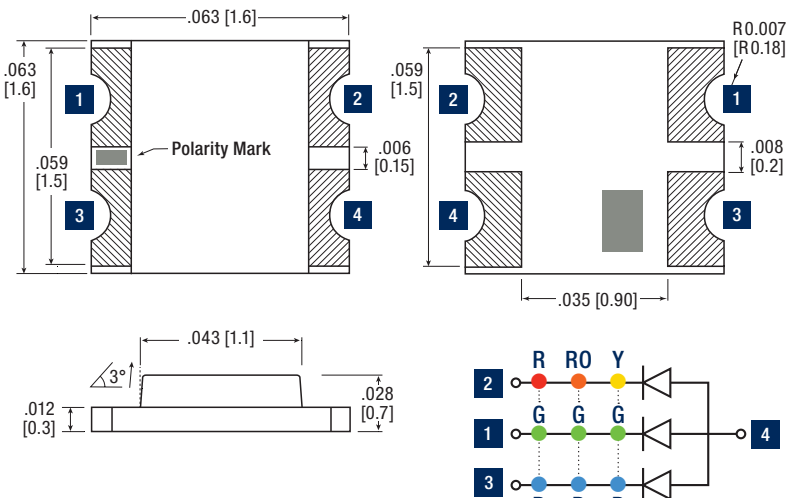


Dimensions

inches [mm]

Tolerance ± 0.2 mm unless otherwise noted

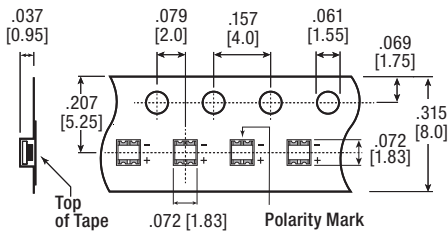
Package



Tape

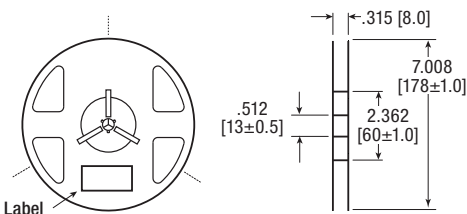
Tolerance ± 0.1 mm unless otherwise noted

Feed Direction \rightarrow



Reel

Tolerance ± 0.1 mm unless otherwise noted



Certifications & Ratings

- RoHS compliant

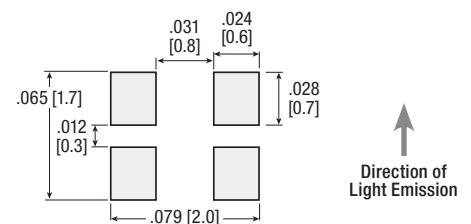
Features & Benefits

- Compatible with automatic placement equipment
- Packaged in 8 mm tape, 7" reel (4000 pcs/reel) and 20 per strip
- Meets EIA-481-1 pkg. std.

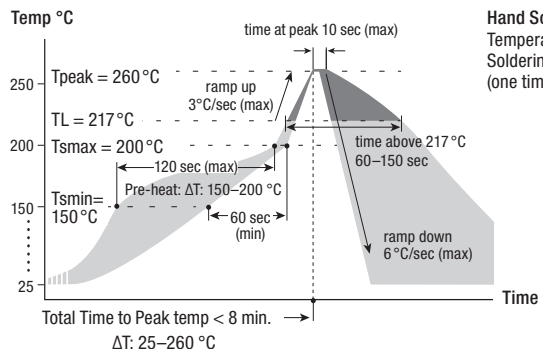
Part Number Guide

| Part Number | | | | | | | RoHS Compliant | | | | | |
|-------------|---|---|---|---|---|---|----------------|---|------------------|-----------------------|---|---|
| 5 | 9 | 8 | - | 8 | 7 | X | X | - | 3 | 0 | X | F |
| | | | | | | | Color | | Packaging Option | | | |
| | | | | | | | 1 | 0 | 2 | 20 pieces on tape | | |
| | | | | | | | 2 | 0 | 7 | 7" reel 4000 pcs/reel | | |
| | | | | | | | 4 | 0 | | | | |

Soldering



Reflow Profile

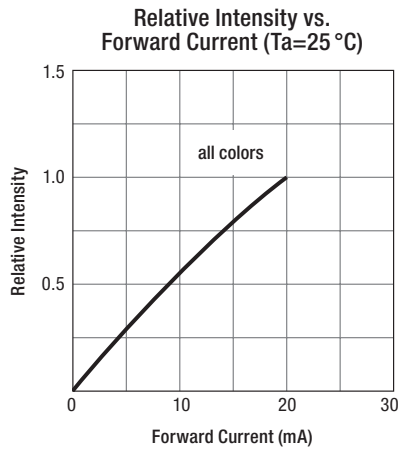
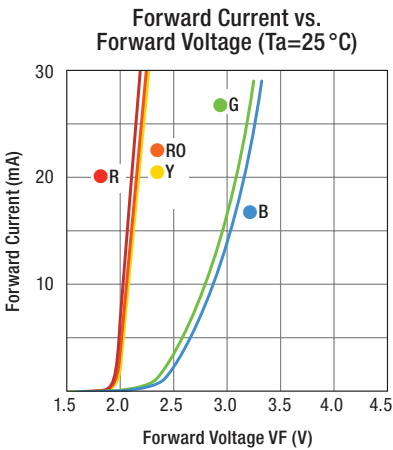


Hand Soldering
Temperature: 300°C max.
Soldering time: 3 sec max.
(one time only)



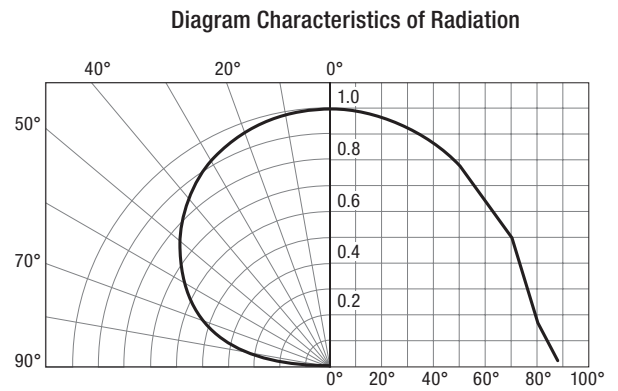
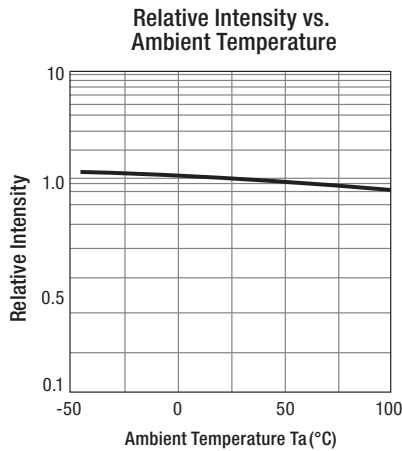
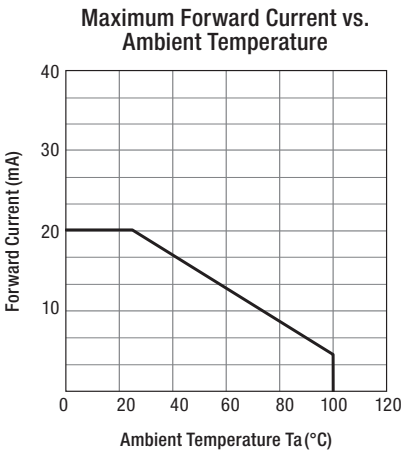
Electrical/Optical Characteristics

| Dialight P/N | | Emitted Color | Material | Lens Color | Luminous Intensity | | | Dominant Wavelength | | | Forward Voltage | | | Viewing Angle (°deg.) | Thermal Resistance (°C/W) Rth(j-s) If=20 ma | Reverse Current Intensity (µA) (Ir) VR=5V |
|---------------|-------------------|---------------|----------|--------------|--------------------|-----|-----|---------------------|-----|-----|-----------------|-----|-----|-----------------------|---|--|
| 20-Piece Tape | 7" Reel, 4000 pcs | | | | If = 20 ma | | | | | | | | | | | |
| | | | | | Min | Typ | Max | Min | Typ | Max | Min | Typ | Max | | | |
| 598-8710-302F | 598-8710-307F | Red | AllInGaP | Non-Diffused | 35 | 67 | 100 | 625 | 630 | 640 | 1.8 | 2.1 | 2.4 | 140 | 450 | 10 |
| | | Green | InGaN | | 260 | 580 | 900 | 515 | 520 | 525 | 3.0 | 3.2 | 3.4 | | | |
| | | Blue | InGaN | | 60 | 160 | 260 | 465 | 470 | 475 | 3.0 | 3.2 | 3.4 | | | |
| 598-8720-302F | 598-8720-307F | Red-Orange | AllInGaP | | 70 | 135 | 200 | 620 | 625 | 630 | 1.8 | 2.1 | 2.4 | | | |
| | | Green | InGaN | | 260 | 580 | 900 | 515 | 523 | 530 | 3.0 | 3.2 | 3.4 | | | |
| | | Blue | InGaN | | 90 | 175 | 260 | 465 | 470 | 475 | 3.0 | 3.2 | 3.4 | | | |
| 598-8740-302F | 598-8740-307F | Yellow | AllInGaP | | 70 | 135 | 200 | 585 | 590 | 595 | 1.8 | 2.1 | 2.4 | | | |
| | | Green | InGaN | | 200 | 350 | 900 | 515 | 523 | 530 | 3.0 | 3.2 | 3.4 | | | |
| | | Blue | InGaN | | 60 | 260 | 260 | 465 | 470 | 475 | 3.0 | 3.2 | 3.4 | | | |



Absolute Maximum Ratings @ Ts=25°C

| | | |
|-----------------------------------|--------------|----------|
| Power Dissipation (mW) | 48 R, RO & Y | 68 G & B |
| Forward Current (mA) | 20 | |
| Reverse Voltage (V) | 5 | |
| Operating Temp (°C) | -40 to +100 | |
| Storage Temp (°C) | -40 to +100 | |
| Peak Pulse Fw Current (mA) | 60 | |
| Electrostatic Discharge (HBM) (V) | 1000 | |
| Junction Temp (°C) | 105 | |



Dialight reserves the right to make changes at any time in order to supply the best product possible. The most current version of this document will always be available at: www.dialightsignalsandcomponents.com

Warranty Statement: Except for the warranty expressly provided for [herein/above/below], Dialight disclaims any and all other warranties, express or implied, including, without limitation, any warranties of merchantability, fitness for a particular purpose, title, and noninfringement.