

3-292216-4 ✓ ACTIVE

AMP Mini CT

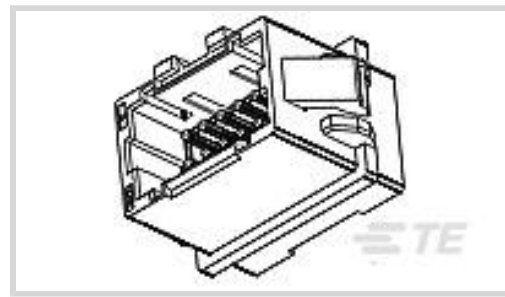
TE Internal #: 3-292216-4

AMP Mini CT, Connector Assembly, Plug to Plug Relay Header, Wire-to-Panel, 34 Position, 1.5mm [.059in] Centerline, 2 Row

[View on TE.com >](#)



Connectors > PCB Connectors > Wire-to-Board Connectors > Wire-to-Board Connector Assemblies & Housings



Connector Product Type: **Connector Assembly**

Connector & Housing Type: **Plug to Plug Relay Header**

Connector System: **Wire-to-Panel**

Number of Positions: **34**

Centerline (Pitch): **1.5 mm [.059 in]**

Features

Product Type Features

Connector Product Type	Connector Assembly
Connector & Housing Type	Plug to Plug Relay Header
Connector System	Wire-to-Panel
Sealable	No

Configuration Features

Number of Positions	34
Number of Rows	2

Electrical Characteristics

Operating Voltage	50 VAC
-------------------	--------

Contact Features

Contact Layout	Matrix
Contact Retention Within Housing	Without
Contact Type	Pin
Contact Base Material	Brass
Contact Current Rating (Max)	2 A

Mechanical Attachment

Strain Relief	Without
Panel Mount Feature	With



Panel Mount Feature Type	Latches
Mating Retention Type	Locking Latch
Mating Retention	With
Connector Mounting Type	Panel Mount

Housing Features

Housing Material	Nylon 66
Centerline (Pitch)	1.5 mm [.059 in]
Housing Color	Natural

Dimensions

Connector Length	36.6 mm [1.44 in]
Panel Thickness (Recommended)	.81 – 1.6 mm [.032 – .063 in]
Connector Height	11.2 mm [.44 in]
Row-to-Row Spacing	2 mm [.078 in]

Usage Conditions

Operating Temperature Range	-30 – 105 °C [-22 – 221 °F]
-----------------------------	-----------------------------

Operation/Application

Circuit Application	Signal
---------------------	--------

Industry Standards

CSA Rating	Certified
Approved Standards	UL Recognized
UL Flammability Rating	UL 94V-0
UL File Number	E28476
UL Rating	Recognized
Agency/Standard	CSA, UL
CSA Certified	Yes
CSA File Number	LR 7189

Packaging Features

Packaging Quantity	200
Packaging Method	Bag/Box

Product Compliance

[For compliance documentation, visit the product page on TE.com>](#)

EU RoHS Directive 2011/65/EU	Compliant
EU ELV Directive 2000/53/EC	Compliant
China RoHS 2 Directive MIIT Order No 32, 2016	No Restricted Materials Above Threshold
EU REACH Regulation (EC) No. 1907/2006	Current ECHA Candidate List: JAN 2021 (211) Candidate List Declared Against: JAN 2021 (211) Does not contain REACH SVHC
Halogen Content	Low Halogen - Br, Cl, F, I < 900 ppm per homogenous material. Also BFR/CFR/PVC Free
Solder Process Capability	Not applicable for solder process capability


Product Compliance Disclaimer

This information is provided based on reasonable inquiry of our suppliers and represents our current actual knowledge based on the information they provided. This information is subject to change. The part numbers that TE has identified as EU RoHS compliant have a maximum concentration of 0.1% by weight in homogenous materials for lead, hexavalent chromium, mercury, PBB, PBDE, DBP, BBP, DEHP, DIBP, and 0.01% for cadmium, or qualify for an exemption to these limits as defined in the Annexes of Directive 2011/65/EU (RoHS2). Finished electrical and electronic equipment products will be CE marked as required by Directive 2011/65/EU. Components may not be CE marked. Additionally, the part numbers that TE has identified as EU ELV compliant have a maximum concentration of 0.1% by weight in homogenous materials for lead, hexavalent chromium, and mercury, and 0.01% for cadmium, or qualify for an exemption to these limits as defined in the Annexes of Directive 2000/53/EC (ELV). Regarding the REACH Regulation, the information TE provides on SVHC in articles for this part number is based on the latest European Chemicals Agency (ECHA) 'Guidance on requirements for substances in articles' posted at this URL: <https://echa.europa.eu/guidance-documents/guidance-on-reach>

Compatible Parts

 <p>TE Part # CAT-AM7053-H8172 Mini Common Termination (CT) Housings</p>	 <p>TE Part # 1-353293-7 MINI CT MT REC ASSY 17P GRAY</p>	 <p>TE Part # 3-353294-4 AMP MINI D/R HDR HSG 34P NATU</p>
---	---	---

Also in the Series | AMP Mini CT




PCB Connector Mounting(10)



Wire-to-Board Connector Assemblies & Housings(172)



Wire-to-Board Connector Contacts(4)



Wire-to-Board Headers & Receptacles (332)

Customers Also Bought



TE Part #176763-1
AMP LATTICE 28P PLUG HSG



TE Part #2-175133-6
CT DOUBLE ROW 26P HOLDER
NATU.



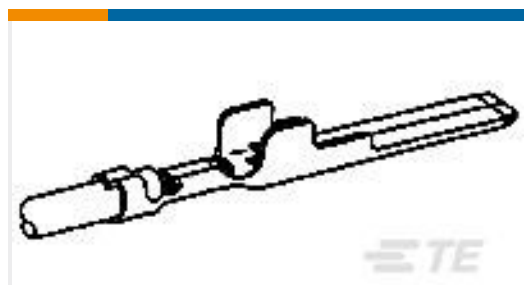
TE Part #3-173977-3
AMP COMMON TERMINATION
HOUSINGS



TE Part #1-178708-6
PL EX SLEEVE 187 FLAG BLUE 6/6
NYLON



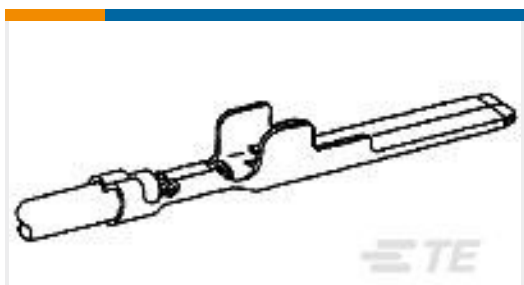
TE Part #1-175133-8
CT DOUBLE ROW 18P HOLDER
NATU.



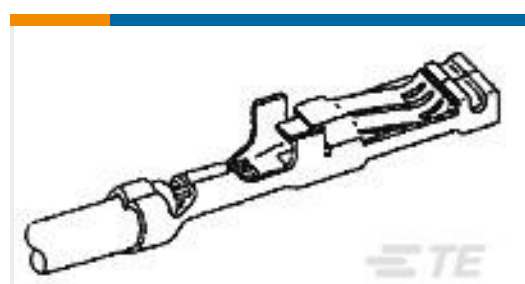
TE Part #1-353581-2
DRAWER CONN TAB CONT
REREELING



TE Part #173635-1
RING TERMINAL 22-16 AWG 0.622X11.
3 TPCP



TE Part #1981377-2
HYBRID MINI DRAWER



TE Part #1981379-1
HYBRID MINI DRAWER



TE Part #6-353293-9
MINI CT MT REC ASSY 19P BLUR

Documents

Product Drawings

[MINI CT D/R RELAY 34P V NAT](#)

English

CAD Files

[3D PDF](#)

3D

[3D PDF](#)

English



Customer View Model

[ENG_CVM_3-292216-4_O.3d_igs.zip](#)

English

Customer View Model

[ENG_CVM_3-292216-4_O.3d_stp.zip](#)

English

Customer View Model

[ENG_CVM_3-292216-4_O.2d_dxf.zip](#)

English

Customer View Model

[ENG_CVM_CVM_3-292216-4_D.2d_dxf.zip](#)

English

Customer View Model

[ENG_CVM_CVM_3-292216-4_D.3d_igs.zip](#)

English

Customer View Model

[ENG_CVM_CVM_3-292216-4_D.3d_stp.zip](#)

English

By downloading the CAD file I accept and agree to the [Terms and Conditions](#) of use.

Datasheets & Catalog Pages

[6-1773454-5_AMP_Mini_CT_Connector_Series_ORG](#)

English

Product Specifications

[Product Specification](#)

Japanese

[AMP MINI CCOMMON TERMINATION \(CT\), CONNECTOR, 1.5mm PITCH, M/T TYPE, LEAD FREE VERSION](#)

Japanese

[Product Specification](#)

Japanese

[AMP Mini CT Connector 1.5mm Pitch \(Crimp Type\), Lead Free Version](#)

Japanese

Product Environmental Compliance

[Product Compliance](#)

English

[Product Compliance](#)

English