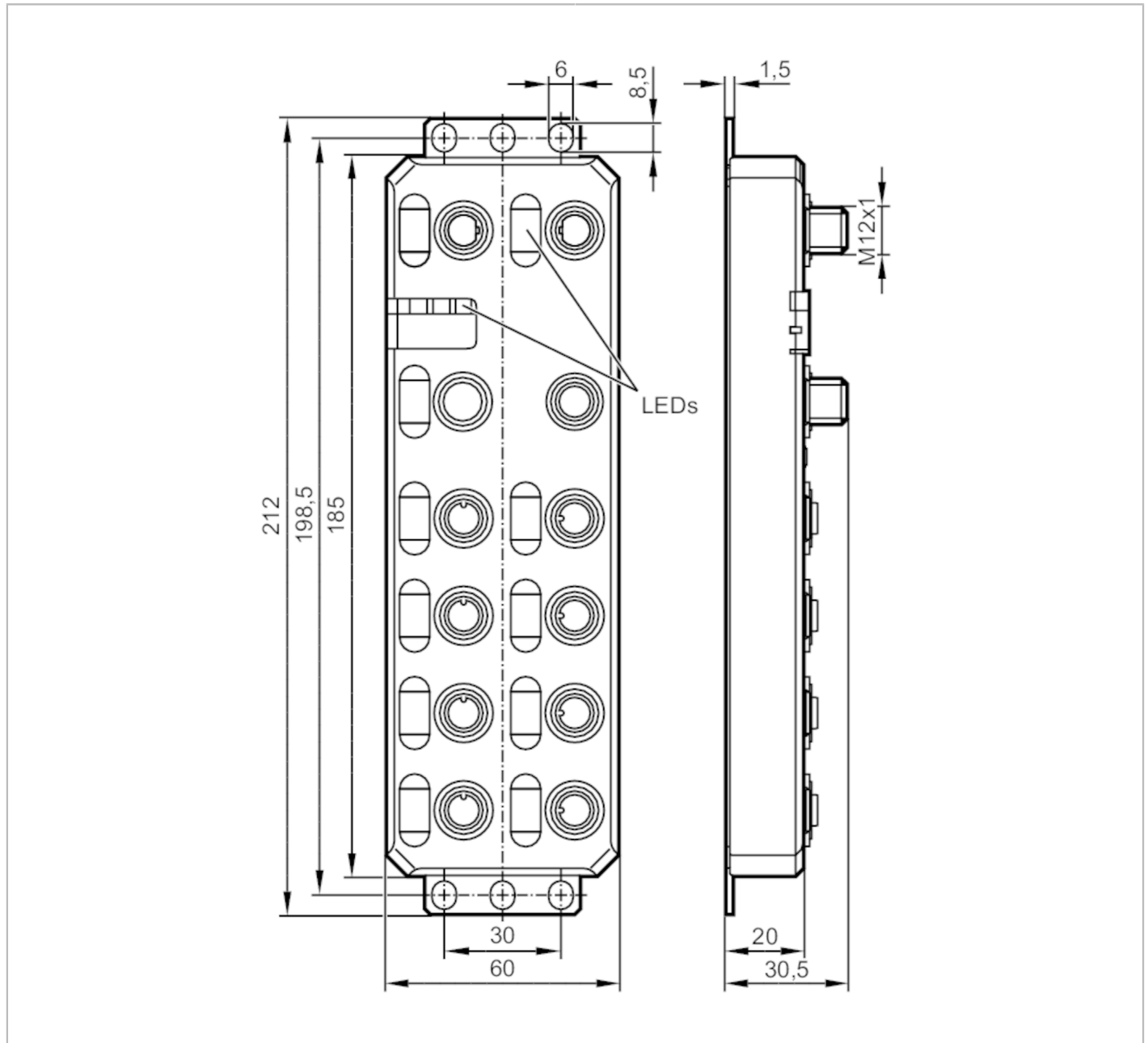


AL1010



IO-Link master with PROFIBUS interface

IO-Link Master PL PB 8P IP67



Application	
Application	I/O modules for field applications
Daisy-chain function	voltage supply; fieldbus interface
Electrical data	
Operating voltage [V]	19...31.2 DC; (US)
Protection class	III
Additional voltage supply [V]	19...31.2 DC; (UA)
Actuator supply UA	
Current rating per port [A]	1.6

AL1010



IO-Link master with PROFIBUS interface

IO-Link Master PL PB 8P IP67

Sensor supply US		
Current rating per port	[A]	0.2
Inputs / outputs		
Total number of inputs and outputs		12; (configurable)
Number of inputs and outputs		Number of digital inputs: 12; Number of digital outputs: 8
Inputs		
Number of digital inputs		12; (IO-Link Port Class A: 4 x 2; IO-Link Port Class B: 4 x 1)
Switching level high	[V]	15...30
Switching level low	[V]	-3...5
Digital inputs protected against short circuits		yes
Outputs		
Number of digital outputs		8; (IO-Link Port Class A: 4 x 1; IO-Link Port Class B: 4 x 1)
Max. current load per output	[mA]	200
Short-circuit proof		yes
Actuator supply switching outputs		24 V DC
Interfaces		
Communication interface		IO-Link; PROFIBUS
IO-Link Master		
Transmission type		COM 1 / COM 2 / COM 3
IO-Link revision		1.1
Number of ports class A		4
Number of ports class B		4
Operating conditions		
Ambient temperature	[°C]	-25...60
Storage temperature	[°C]	-25...85
Max. relative air humidity	[%]	95
Protection		IP 65; IP 67
Tests / approvals		
EMC	EN 61000-6-2	
	EN 61000-4-2 ESD	6 kV contact discharge / 8 kV air discharge
	EN 61000-4-3	
	EN 61000-4-4	
	EN 61000-4-5	
	EN 61000-4-6	
Shock resistance	EN 60068-2-27	30 g 11 ms
Vibration resistance	EN 60068-2-6	5 g
Mechanical data		
Weight	[g]	577
Materials		housing: PA; socket: brass nickel-plated
Remarks		
Remarks		For further information please see the operating instructions.
Pack quantity		1 pcs.



IO-Link master with PROFIBUS interface

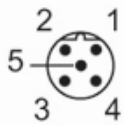
IO-Link Master PL PB 8P IP67

Electrical connection - PROFIBUS IN

X21, X22

1	VP
2	RxD / TxD-N (A)
3	DGND
4	RxD / TxD-P (B)
5	not used

Connector: M12

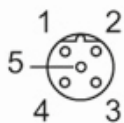


Electrical connection - PROFIBUS OUT

X21, X22

1	VP
2	RxD / TxD-N (A)
3	DGND
4	RxD / TxD-P (B)
5	not used

Connector: M12



Electrical connection - Process connection

IO-Link Port Class A X01...X04

1	Sensorversorgung (US) L+
2	digital input
3	Sensorversorgung (US) L-
4	C/Q IO-Link
5	not used



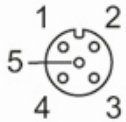
IO-Link master with PROFIBUS interface

IO-Link Master PL PB 8P IP67

IO-Link Port Class B X05...X08

1	Sensorversorgung (US) L +
2	Aktuatorversorgung (UA) L+
3	Sensorversorgung (US) L-
4	C/Q IO-Link
5	Aktuatorversorgung (UA) L-

Connector: M12



Electrical connection - voltage supply IN

X31

1	+ 24 V DC (US) brown
2	GND (UA) white
3	GND (US) blue
4	+ 24 V DC (UA) black

Connector: M12



Electrical connection - voltage supply OUT

X32

1	+ 24 V DC (US) brown
2	GND (UA) white
3	GND (US) blue
4	+ 24 V DC (UA) black

Connector: M12

