

## Cable connector - M17-3ES1N8A8004S - 1628999

Please be informed that the data shown in this PDF Document is generated from our Online Catalog. Please find the complete data in the user's documentation. Our General Terms of Use for Downloads are valid (<http://phoenixcontact.com/download>)




Cable connector, straight, shielded: yes, ONECLICK fast locking system, M17, No. of pos.: 3+PE, Direction of rotation: Standard, type of contact: Socket, contact diameter 2 mm, Crimp connection, cable diameter range: 8.5 mm ... 12 mm, coding:N

### Your advantages

- ✓ Solutions with cross-manufacturer compatibility for standard and fast locking systems
- ✓ ONECLICK fast locking system with an optically, haptically, and acoustically clear locking position
- ✓ Reliable under the harshest conditions: cable connectors with vibration brake
- ✓ Modern, consistent design for highly convenient operation
- ✓ Easy, cost-effective cable assembly: uniform shielding of M17 to M40



### Key Commercial Data

Packing unit	1 pc
GTIN	 4 055626 705781
GTIN	4055626705781
Weight per Piece (excluding packing)	22.220 g
Custom tariff number	85366990
Sales Key	ABRCHH

### Technical data

#### Temperature range

Ambient temperature	-40 °C ... 105 °C (see derating curve)
---------------------	--

#### Standards and Regulations

Safety note	WARNING: The connectors may not be plugged in or disconnected under load. Ignoring the warning or improper use may damage persons and/or property.
	• WARNING: Commission properly functioning products only. The products must be regularly inspected for damage. Decommission defective products immediately. Replace damaged products. Repairs are not possible.

# Cable connector - M17-3ES1N8A8004S - 1628999

## Technical data

### Standards and Regulations

	<ul style="list-style-type: none"> <li>• <b>WARNING:</b> Only electrically qualified personnel may install and operate the product. They must observe the following safety notes. The qualified personnel must be familiar with the basics of electrical engineering. They must be able to recognize and prevent danger. The relevant symbol on the packaging indicates that only personnel familiar with electrical engineering are allowed to install and operate the product.</li> </ul>
	<ul style="list-style-type: none"> <li>• The products are suitable for applications in plant, controller, and electrical device engineering.</li> </ul>
	<ul style="list-style-type: none"> <li>• When operating the connectors in outdoor applications, they must be separately protected against environmental influences.</li> </ul>
	<ul style="list-style-type: none"> <li>• Assembled products may not be manipulated or improperly opened.</li> </ul>
	<ul style="list-style-type: none"> <li>• Only use mating connectors that are specified in the technical data of the standards listed (e.g. the ones listed in the product accessories online at <a href="http://phoenixcontact.com/products">phoenixcontact.com/products</a>).</li> </ul>
	<ul style="list-style-type: none"> <li>• When using the product in direct connection with third-party manufacturers, the user is responsible.</li> </ul>
	<ul style="list-style-type: none"> <li>• For operating voltages &gt; 50 V AC, conductive connector housings must be grounded</li> </ul>
	<ul style="list-style-type: none"> <li>• Ensure that the protective or functional ground has been properly connected.</li> </ul>
	<ul style="list-style-type: none"> <li>• VDE 0100/1.97 § 411.1.3.2 and DIN EN 60 204/11.98 § 14.1.3 are applicable when combining several circuits in a cable and/or connector</li> </ul>
	<ul style="list-style-type: none"> <li>• Only use tools recommended by Phoenix Contact</li> </ul>
	<ul style="list-style-type: none"> <li>• The installation notes/Design In documents online on the download page at <a href="http://phoenixcontact.com/products">phoenixcontact.com/products</a> must be observed for this product.</li> </ul>
	<ul style="list-style-type: none"> <li>• Operate the connector only when it is fully plugged in and interlocked.</li> </ul>
	<ul style="list-style-type: none"> <li>• Ensure that when laying the cable, the tensile load on the connectors does not exceed the upper limit specified in the standards.</li> </ul>
	<ul style="list-style-type: none"> <li>• Observe the minimum bending radius of the cable. Lay the cable without twisting it.</li> </ul>
	<ul style="list-style-type: none"> <li>• The connector warms up in normal operation. Depending on the ambient conditions, the surface of the connector can continue to warm up. In this case, the user is responsible for posting warnings (e.g. DIN EN ISO 13732-1:2008-12).</li> </ul>

### Data of the insulating body

Coding	N
Insulator material	PA 6.6
Insertion/withdrawal cycles mechanical	100
Contact connection method	Crimp connection
Type of contacts	Socket, contact diameter 2 mm
Application	Power
Number of positions	4
Direction of rotation	Standard
Contact diameter of power contacts	2 mm
Litz wire cross section of power contacts min.	0.25 mm <sup>2</sup>
Litz wire cross section of power contacts max.	2.5 mm <sup>2</sup>
Rated current for power contacts	25 A

# Cable connector - M17-3ES1N8A8004S - 1628999

## Technical data

### Data of the insulating body

Note	for max. connection cross section
Rated voltage	630 V
Rated surge voltage	6 kV
Overvoltage category	III
Degree of pollution	3
Contact diameter of signal contacts	2 mm
Litz wire cross section of signal contacts min.	0.25 mm <sup>2</sup>
Litz wire cross section of signal contacts max.	2.5 mm <sup>2</sup>
Installation height	3000 m

### Housing data

Housing material	GD-Zn
Type of locking	ONECLICK fast locking system
Degree of protection (when plugged in)	IP67
	IP68, 24 h / 2 m
Thread type	M17

### Cable seal data

Cable diameter	8.5 mm ... 12 mm
----------------	------------------

### Environmental Product Compliance

China RoHS	Environmentally friendly use period: unlimited = EFUP-e
	No hazardous substances above threshold values

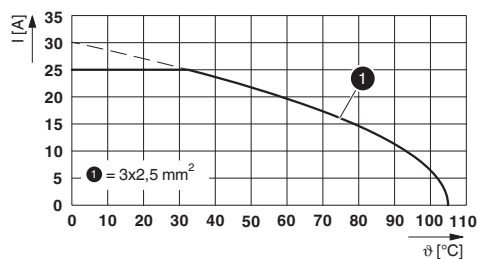
## Drawings

Schematic diagram



Connector pin assignment

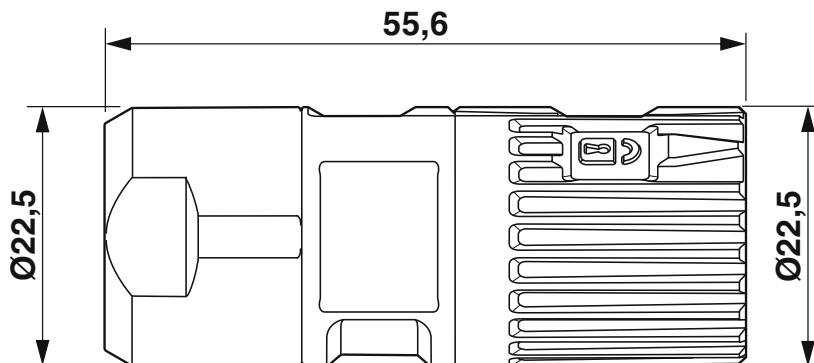
Diagram



I = current strength,  $\vartheta$  = ambient temperature, 3x 25 A

# Cable connector - M17-3ES1N8A8004S - 1628999

Dimensional drawing



Dimensional drawing

## Classifications

eCl@ss

eCl@ss 10.0.1	27440102
eCl@ss 11.0	27440102
eCl@ss 9.0	27440102

ETIM

ETIM 6.0	EC002061
ETIM 7.0	EC002635

UNSPSC

UNSPSC 18.0	39121413
UNSPSC 19.0	39121413
UNSPSC 20.0	39121413
UNSPSC 21.0	39121413

## Accessories

Accessories

Crimp contact

Crimp contact - ST-20KS010 - 1607657



Crimp contact, turned, contact diameter: 2 mm, crimp range: 0.25 mm<sup>2</sup> ... 1 mm<sup>2</sup>

## Cable connector - M17-3ES1N8A8004S - 1628999

### Accessories

---

Crimp contact - ST-20KS020 - 1607658



Crimp contact, turned, Single contact, contact diameter: 2 mm, crimp range: 1 mm<sup>2</sup> ... 2.5 mm<sup>2</sup>

---

---