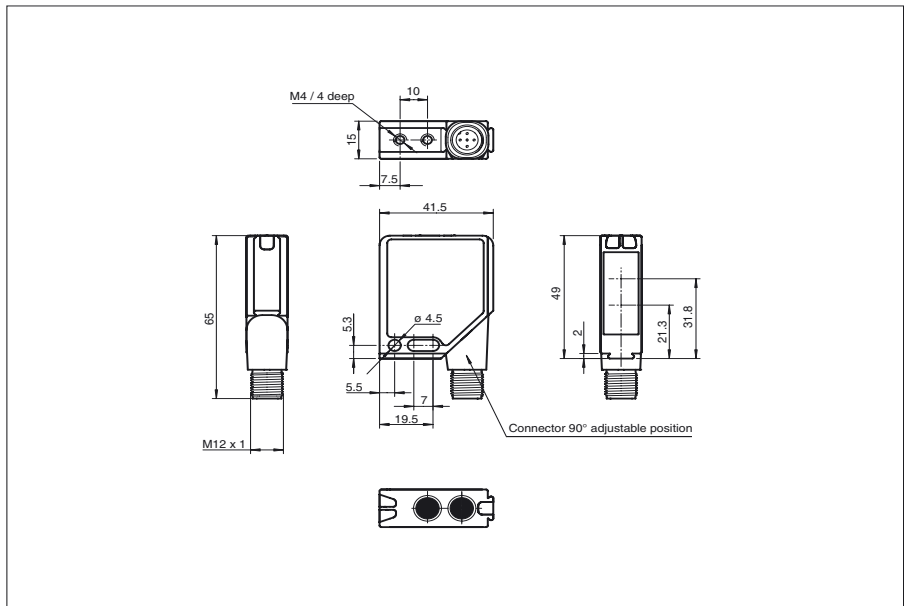




Dimensions



Model Number

SLA12-LAS/124

Safety thru-beam sensor with metal connector M12; 5-pin, 90° convertible

Features

- Detection range 12 m
- Visible red light, pulsed LASER light
- Laser class 1, eyesafe
- Performance Level PL e
- Clearly visible LED functional display and pre-fault indicator on the receiver
- Sturdy housing
- Waterproof, protection class IP67
- Operation on control units of series SB4 (SafeBox) and SC4-2

Accessories

SLA-1-M
Deviation mirror

OMH-06
Mounting aid

OMH-MLV12-HWG
Mounting aid

OMH-MLV12-HWK
Mounting aid

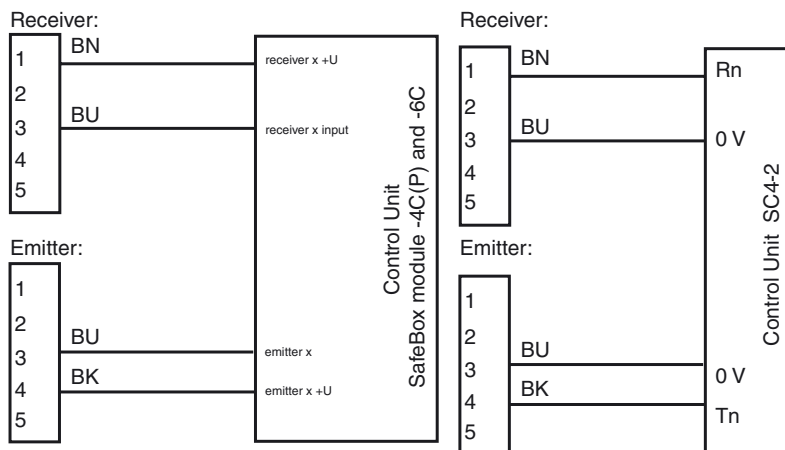
OMH-K01
Mounting aid

OMH-K02
Mounting aid

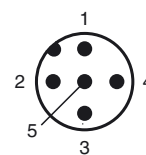
V15-W-5M-PVC
Cable connector

Additional accessories can be found in the Internet.

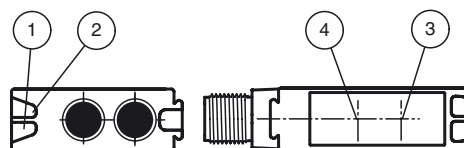
Electrical connection



Pinout



Indicators/operating means



1	Operating display green
2	Switch state yellow
3	Optical axis emitter/Optical axis receiver
4	Alignment indicator red

Release date: 2009-12-14 11:24 Date of issue: 2009-12-14 21:4723_ENG.xml

Subject to modifications without notice

Pepperl+Fuchs Group
www.pepperl-fuchs.com

USA: +1 330 486 0001
fa-info@us.pepperl-fuchs.com

Germany: +49 621 776-4411
fa-info@pepperl-fuchs.com

Copyright Pepperl+Fuchs
Singapore: +65 6779 9091
fa-info@sg.pepperl-fuchs.com

Technical data

General specifications

Effective detection range	0.2 ... 12 m
Light source	laser diode , 650 nm
Light type	red, modulated light, < 1 mW
Approvals	TÜV
Tests	IEC/EN 61496
Safety type according to IEC/EN 61496	4
Performance level (PL)	PL e (ISO 13849-1)
Marking	CE, TÜV
Obstacle size	static: 10 mm dynamic: 30 mm (at v = 1.6 m/s of the obstacle)
Laser class	1 acc. to IEC 60825-1
Alignment aid	LED red
Angle of divergence	< 5 °

Functional safety related parameters

Safety Integrity Level (SIL)	SIL 3
Performance level (PL)	PL e
Category	Cat. 4
Mission Time (T _M)	20 a
PFH _d	4.4 E-10

Indicators/operating means

Operating display	LED green
Function display	LED yellow: 1. LED lits constantly: signal > 2 x switching point (function reserve) 2. LED flashes: signal between 1 x switching point and 2 x switching point 3. LED off: signal < switching point

Electrical specifications

Operating voltage	U _B	Power supply via control unit
-------------------	----------------	-------------------------------

Ambient conditions

Ambient temperature	0 ... 50 °C (273 ... 323 K)
Storage temperature	-20 ... 70 °C (253 ... 343 K)
Relative humidity	max. 95 %, not condensing

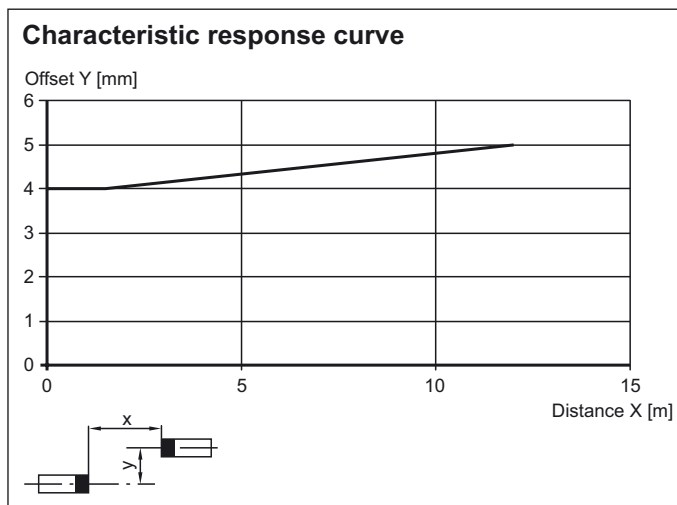
Mechanical specifications

Protection degree	IP67 according to EN 60529
Connection	connector, 5-pin with metal thread M12 x 1, may be rotated 90°
Material	
Housing	Frame: die-cast zinc, nickel-plated Laterals: plastic PC, glass-fiber reinforced RAL 1021 (yellow)
Optical face	Plastic pane
Mass	per device 60 g

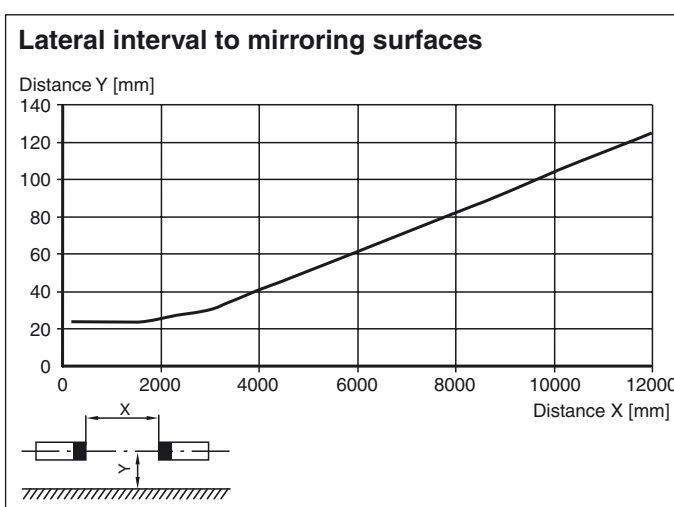
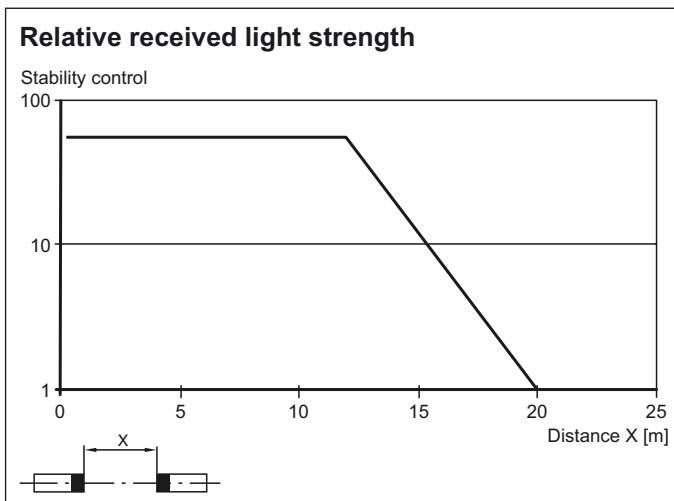
General information

System components	
Emitter	SLA12-LAS-T/124
Receiver	SLA12-R/124

Curves/Diagrams



Release date: 2009-12-14 11:24 Date of issue: 2009-12-14 214729_ENG.xml



Additional information

For much easier alignment even for long distance applications, an additional red LED is located in the receiver's optics:

- LED constantly illuminated:
signal strength < switching level
- LED flashes:
signal strength is between 1-fold switching level and 2-fold switching level
- LED off:
signal strength ≥ 2-fold switching level (function reserve)

Release date: 2009-12-14 11:24 Date of issue: 2009-12-14 21:4723_ENG.xml