


STAR-DELTA COMB. AC3, 22KW/400V AC24V, 50/60HZ, 3-POLE, SZ S0, SPRING-LOADED TERMINAL ELECTR. AND MECH. INTERLOCK 3NO+3NC INTEGR.



product brand name	SIRIUS
Product designation	star-delta (wye-delta) contactor assembly 3RA24
Manufacturer article number	
<ul style="list-style-type: none"> • 1 of the supplied contactor • 2 of the supplied contactor • 3 of the supplied contactor • of the supplied RS assembly kit • of the supplied function module for wye-delta circuits 	3RT2027-2AC20 3RT2027-2AC20 3RT2026-2AC20 3RA2923-2BB2 3RA2816-0EW20

General technical data:

Insulation voltage		
<ul style="list-style-type: none"> • with degree of pollution 3 Rated value 	V	690
Degree of pollution		3
Shock resistance		12.5g / 5 ms and 7.8g / 10 ms
Surge voltage resistance Rated value	kV	6
Mechanical service life (switching cycles)		
<ul style="list-style-type: none"> • of the contactor typical • of the contactor with added auxiliary switch block typical 		10 000 000 10 000 000
Protection class IP		
<ul style="list-style-type: none"> • on the front 		IP20
Equipment marking		
<ul style="list-style-type: none"> • acc. to DIN EN 81346-2 		Q

Main circuit:

Number of poles for main current circuit		3
---	--	---

Number of NC contacts for main contacts		0
Number of NO contacts for main contacts		3
Operating voltage		
• at AC-3 Rated value maximum	V	690
Operating current		
• at AC-1		
— at 400 V at ambient temperature 40 °C Rated value	A	50
— at 400 V at ambient temperature 60 °C Rated value	A	42
• at AC-2 at 400 V Rated value	A	40
• at AC-3		
— at 400 V Rated value	A	50
Operating power		
• at AC-2 at 400 V Rated value	kW	18.5
• at AC-4 at 400 V Rated value	kW	4.4
Operating power		
• at AC-3		
— at 400 V Rated value	kW	22
— at 500 V Rated value	kW	19
— at 690 V Rated value	kW	19
Operating frequency		
• at AC-3 maximum	1/h	1 000
No-load switching frequency	1/h	1 500

Control circuit/ Control:

Type of voltage of the control supply voltage		AC
Control supply voltage 1 with AC		
• at 50 Hz Rated value	V	24
• at 60 Hz Rated value	V	24
Operating range factor control supply voltage rated value of the magnet coil with AC		
• at 50 Hz		0.8 ... 1.1
• at 60 Hz		0.8 ... 1.1

Auxiliary circuit:

Number of NC contacts		
• for auxiliary contacts		
— instantaneous contact		3
— lagging switching		0
Number of NO contacts		
• for auxiliary contacts		
— instantaneous contact		3
— leading contact		0

Product expansion Auxiliary switch		No
Operating current of the auxiliary contacts at AC-12 maximum	A	10
Operating current of the auxiliary contacts at AC-15		
• at 230 V	A	6
• at 400 V	A	3
Operating current of the auxiliary contacts at DC-13		
• at 24 V	A	10
• at 60 V	A	2
• at 110 V	A	1
• at 220 V	A	0.3
Contact reliability of the auxiliary contacts		< 1 error per 100 million operating cycles

UL/CSA ratings:

Contact rating of the auxiliary contacts acc. to UL		A600 / Q600
--	--	-------------

Short-circuit:

Design of the fuse link		
• for short-circuit protection of the main circuit		
— with type of assignment 1 required		gL/gG LV HRC 3NA, DIAZED 5SB, NEOZED 5SE: 100 A
— with type of assignment 2 required		gL/gG LV HRC 3NA, DIAZED 5SB, NEOZED 5SE: 35 A
• for short-circuit protection of the auxiliary switch required		fuse gL/gG: 10 A

Installation/ mounting/ dimensions:

mounting position		+/-180° rotation possible on vertical mounting surface; can be tilted forward and backward by +/- 22.5° on vertical mounting surface
Mounting type		screw and snap-on mounting onto 35 mm standard mounting rail
Height	mm	114
Width	mm	135
Depth	mm	171
Required spacing		
• with side-by-side mounting		
— forwards	mm	6
— Backwards	mm	0
— upwards	mm	6
— downwards	mm	6
— at the side	mm	6
• for grounded parts		
— forwards	mm	6
— Backwards	mm	0

— upwards	mm	6
— at the side	mm	6
— downwards	mm	6
• for live parts		
— forwards	mm	6
— Backwards	mm	0
— upwards	mm	6
— downwards	mm	6
— at the side	mm	6

Connections/ Terminals:

Type of electrical connection		
• for main current circuit		spring-loaded terminals
• for auxiliary and control current circuit		spring-loaded terminals
Type of connectable conductor cross-section		
• for main contacts		
— single or multi-stranded		2x (1 ... 10 mm ²)
— finely stranded with core end processing		2x (1 ... 6 mm ²)
— finely stranded without core end processing		2x (1 ... 6 mm ²)
• for AWG conductors for main contacts		1x (18 ... 8)
• for auxiliary contacts		
— single or multi-stranded		2x (0,5 ... 2,5 mm ²)
— finely stranded with core end processing		2x (0.5 ... 1.5 mm ²)
— finely stranded without core end processing		2x (0.5 ... 1.5 mm ²)
• for AWG conductors for auxiliary contacts		2x (20 ... 14)
Apparent pick-up power of the magnet coil with AC		
• at 50 Hz	V·A	65

Safety related data:

B10 value with high demand rate acc. to SN 31920		1 000 000
Proportion of dangerous failures		
• with low demand rate acc. to SN 31920	%	40
• with high demand rate acc. to SN 31920	%	75
Failure rate [FIT] with low demand rate acc. to SN 31920	FIT	100
T1 value for proof test interval or service life acc. to IEC 61508	y	20
Protection against electrical shock		finger-safe

Mechanical data:

Size of contactor		S0
--------------------------	--	----

Communication/ Protocol:

Product function Bus communication		No
Protocol is supported		
• AS-interface protocol		No
Product function Control circuit interface with IO link		No

Ambient conditions:

Installation altitude at height above sea level maximum	m	2 000
Ambient temperature		
• during operation	°C	-25 ... +60
• during storage	°C	-55 ... +80

Certificates/ approvals:

General Product Approval	Declaration of Conformity	Test Certificates	Shipping Approval
--------------------------	---------------------------	-------------------	-------------------



EG-Konf.

[Special Test Certificate](#)



ABS



BUREAU VERITAS



DNV

Shipping Approval	other
-------------------	-------



GL



LRS



PRS



RINA



RMRS

[Environmental Confirmations](#)

other

[other](#)

Further information

Information- and Downloadcenter (Catalogs, Brochures,...)

<http://www.siemens.com/industrial-controls/catalogs>

Industry Mall (Online ordering system)

<http://www.siemens.com/industrymall>

Cax online generator

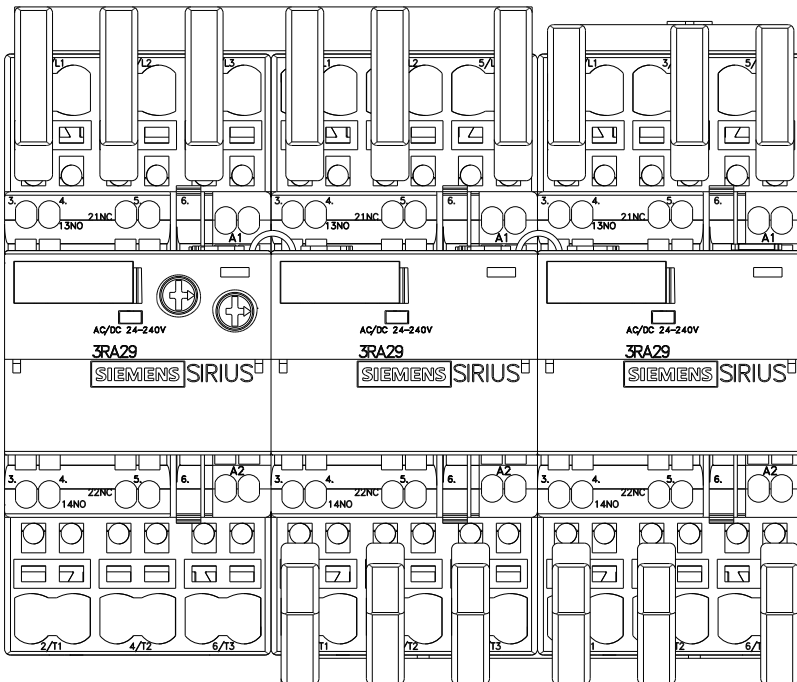
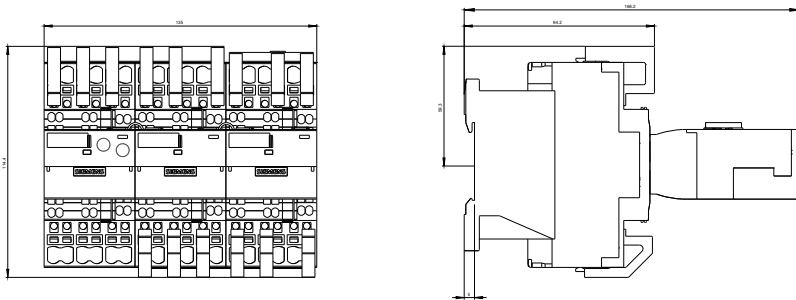
<http://support.automation.siemens.com/WW/CAXorder/default.aspx?lang=en&mlfb=3RA24268XF322AC2>

Service&Support (Manuals, Certificates, Characteristics, FAQs,...)

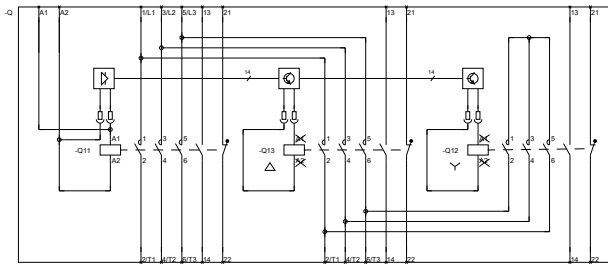
<http://support.automation.siemens.com/WW/view/en/3RA24268XF322AC2/all>

Image database (product images, 2D dimension drawings, 3D models, device circuit diagrams, EPLAN macros, ...)

http://www.automation.siemens.com/bilddb/cax_de.aspx?mlfb=3RA24268XF322AC2&lang=en



STAR DELTA AC/DC/RS:18.5KW/400V



STAR DELTA AC/DC/RS:18.5KW/400V

last modified:

11.03.2015