

PRODUCT DATASHEET

DULUX L LED HF & AC Mains 12 W/4000 K 300 mm

OSRAM DULUX® L LED HF & AC MAINS | LED replacement for CFLni, with 4-pin 2G11 base for ECG and AC mains operation



Areas of application

- Offices, public buildings
- Shops
- Hotels, restaurants
- Industry
- Outdoor applications only in suitable luminaires

Product benefits

- Quick, simple and safe replacement
- Simple replacement thanks to similar design as conventional compact fluorescent lamps
- Low energy consumption
- Operation directly on 230 V AC mains possible

Product features

- LED replacement for conventional compact fluorescent lamps for use in ECG luminaires or on AC mains
- Single-ended four-pin plug-in 2G11 base
- Short and compact pin-base lamp with double-turn tubes
- Type of protection: IP20
- Lifetime: up to 30,000 h
- Mercury-free lamps



TECHNICAL DATA

Electrical data

Nominal wattage	12 W
Nominal voltage	220...240 V
Claimed equiv. conventional lamp power	24 W
Nominal current	53 mA
Type of current	AC
Inrush current	25 A
Operating frequency	50/60 Hz
Mains frequency	50/60 Hz
Max. lamp no. on circuit break. 10 A (B)	170
Max. lamp no. on circuit break. 16 A (B)	270
Total harmonic distortion	≤ 30 %
Power factor λ	> 0,90

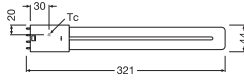
Photometrical data

Luminous flux	1500 lm
Nominal useful luminous flux 90°	1500 lm
Luminous efficacy	125 lm/W
Lumen main.fact.at end of nom.li	0.80
Light color (designation)	Cool White
Color temperature	4000 K
Color rendering index Ra	> 80
Light color	840
Standard deviation of color matching	≤6 sdcn

Light technical data

Beam angle	140 °
Warm-up time (60 %)	< 0.50 s
Starting time	< 0.5 s
Rated beam angle (half peak value)	140.00 °

Dimensions & weight



Overall length	321.00 mm
Length	321.00 mm
Diameter	44.00 mm
Maximum diameter	44 mm
Product weight	150.000 g

Temperatures & operating conditions

Ambient temperature range	-20...+50 °C
Maximum temperature at tc test point	75 °C

Lifespan

Nominal lamp life time	30000 h
Rated lamp life time	30000 h
Number of switching cycles	200000
Lumen maintenance at end of serv	0.80
Rated lamp survival factor at 6,000	≥ 0.90

Additional product data

Base (standard designation)	2G11
Mercury content	0.0 mg
Mercury-free	Yes
Design / version	Frosted

Capabilities

Dimmable	No
----------	----

Certificates & standards

Energy efficiency class	A++ 1)
Energy consumption	12.00 kWh/1000h
Type of protection	IP20
Standards	CE / EAC
Photobiological safety group EN62778	RG0

¹⁾ Energy efficiency class (EEC) on a scale of A++ (highest efficiency) to E (lowest efficiency)



Country-specific categorizations

Order reference	DULUX L24LED 12
-----------------	-----------------

Safety advice

- Only suitable for temperatures of up to 45°C inside of the luminaire.
- Always check the latest update of the compatibility list available on www.ledvance.com/ecg-compatibility.
- Not suitable for operation with low-loss and conventional control gears
- Not suitable for tandem operation.
- Tc point is located below the LED module on the back side of the lamp.

DOWNLOAD DATA

DOWNLOAD DATA	
	IES file (IES) DULUX L24LED 12W840 230VHF2G1
	LDT file (Eulumdat) DULUX L24LED 12W840 230VHF2G1

LOGISTICAL DATA

Product code	Packaging unit (Pieces/Unit)	Dimensions (length x width x height)	Gross weight	Volume
4058075559233	Folding box 1	47 mm x 27 mm x 373 mm	237.00 g	0.47 dm ³
4058075559240	Shipping box 10	379 mm x 100 mm x 147 mm	2527.00 g	5.57 dm ³

The mentioned product code describes the smallest quantity unit which can be ordered. One shipping unit can contain one or more single products. When placing an order, for the quantity please enter single or multiples of a shipping unit.

DISCLAIMER

Subject to change without notice. Errors and omission excepted. Always make sure to use the most recent release.