





AK1110/..-5.0-GREEN



Technical Data

| Wire sizes | | Insulating Material | |
|---------------------------|----------------------|--|-----------------|
| Solid min | 0.2 mm ² | Material | PA 6.6 |
| Solid max | 4.0 mm ² | Flammability Class | UL 94 V-0 |
| Stranded (flexible) min | 0.2mm ² | Temperatures | |
| Stranded (flexible) max | 2.5 mm ² | Operating Temperature (without mech. load) | -40 °C - 105 °C |
| Stranded with Ferrule min | 0.25 mm ² | Store Temperature | -40 °C - 105 °C |
| Stranded with Ferrule max | 2.5 mm ² | Wave Soldering Process | |
| Dimensions | | Soldering Temperature, recommended | - |
| Stripped Length | 7.0 mm | Peak Soldering Time, recommended | - |
| Materials | | Reflow Process | |
| Clamp | Brass | Soldering Temperature, recommended | - |
| Screw | Steel | Peak Soldering Time, recommended | - |
| Contact Spring | Bronze | | |

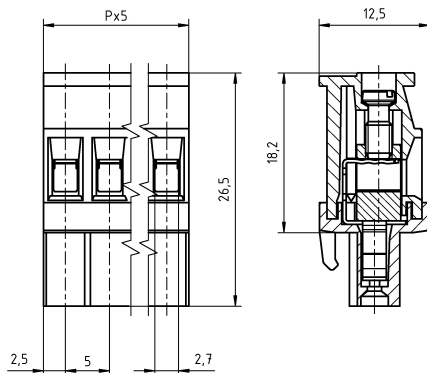
Colours

| | |
|---|-------------------------------|
|  | GREEN, RAL 6018 |
|  | LIGHT GREY, RAL 7035 |
|  | LIGHT GREEN, similar RAL 6018 |

Colours according to RAL, there may be variations on colour due to production conditions. Special colours on request.

Counterparts (Spacing 5.0 mm)







| Pin Strip | STL950 | STL950-HT | STL950-G-HT | STL955 | STL975 |
|-----------|---|-----------|-------------|--------|--------|
| | In combination of connectors with different admission data, the lower value is valid. | | | | |



Order Data (Spacing 5.0 mm)

| Poles | Width (mm) | Article Designation | Article Number | PU |
|-------|------------|---------------------|----------------|-----|
| 2 | 10.00 | AK1110/2-5.0-GREEN | 51110020021 F | 200 |
| 3 | 15.00 | AK1110/3-5.0-GREEN | 51110030021 F | 200 |
| 4 | 20.00 | AK1110/4-5.0-GREEN | 51110040021 E | 100 |
| 5 | 25.00 | AK1110/5-5.0-GREEN | 51110050021 E | 100 |
| 6 | 30.00 | AK1110/6-5.0-GREEN | 51110060021 E | 100 |
| 7 | 35.00 | AK1110/7-5.0-GREEN | 51110070021 E | 100 |
| 8 | 40.00 | AK1110/8-5.0-GREEN | 51110080021 D | 50 |
| 9 | 45.00 | AK1110/9-5.0-GREEN | 51110090021 D | 50 |
| 10 | 50.00 | AK1110/10-5.0-GREEN | 51110100021 D | 50 |
| 11 | 55.00 | AK1110/11-5.0-GREEN | 51110110021 D | 50 |
| ... | ... | ... | ... | ... |
| 18 | 90.00 | AK1110/18-5.0-GREEN | 51110180021 D | 50 |
| 19 | 95.00 | AK1110/19-5.0-GREEN | 51110190021 D | 50 |
| 20 | 100.00 | AK1110/20-5.0-GREEN | 51110200021 D | 50 |

Accessoires

| Figure | Designation | Article Number |
|--|--|-------------------------|
|  | Series AK(Z)1110 with pull relief | Order Data: on request |
|  | Bridge, 2-pole, insulated, BRI/2-5.0/5.08-LIGHT GREY | Order Data: 50000000006 |
|  | Bridge, 3-pole, insulated, BRI/3-5.0/5.08-LIGHT GREY | Order Data: 50000000007 |
|  | Coding Star CS1-5.0/5.08-RED | Order Data: 50000000021 |
|  | Bridge, 2-pole, BR/2-5.0/5.08-L7.0 | Order Data: 50000000008 |
|  | Series AK(Z)1110 with separating element | Order Data: on request |

Ratings

| UseGroup | cRU [®] US | | | VDE | |
|----------------------|---------------------|-----------|-----------|---------------------------|----------------------------|
| | B | C | D | | |
| Rated Voltage | 300 V | 150 V | 300 V | 250 V | |
| Rated Current | 15 A | 15 A | 10 A | 10 A | |
| Overvoltage Category | | | | III | |
| Rated Wire Size | | | | min | max |
| - solid | AWG 22-10 | AWG 22-10 | AWG 22-10 | 0.5 mm ² (6 A) | 2.5 mm ² (10 A) |
| - stranded | AWG 22-10 | AWG 22-10 | AWG 22-10 | 0.5 mm ² (6 A) | 2.5 mm ² (10 A) |
| Torque | 0.50 Nm | 0.50 Nm | 0.50 Nm | 0.50 Nm | |
| Screw Size | M3 | M3 | M3 | M3 | |
| Test Voltage | 1.60 kV | 1.30 kV | 1.60 kV | 4.0 kV | |
| Pollution Degree | | | | 3 | |