


Specifications

Pitch:	3.81mm
Type:	Rising Clamp
Poles:	2 to 12
Rated Voltage:	See Table
Rated Current:	See Table
Operational Temperature:	-40°C to +105°C
Withstand Voltage:	2000V AC for 60s
Insulation Resistance:	500MΩ at 500V DC
Wire Range:	See Table
Wire Stripping Length:	4-5mm ± 0.5mm
Screw Size:	M2
Max. Torque Value:	0.2 Nm
Wave Soldering:	260°C for 5s
Hand Soldering:	350°C for 10s

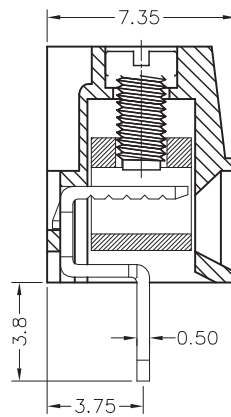
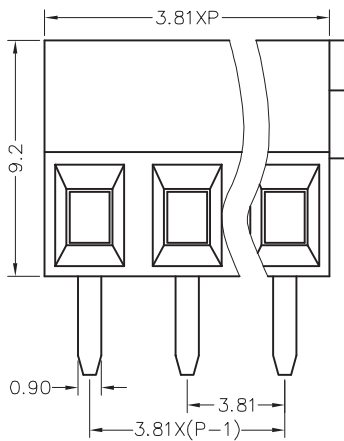


Order Code	Poles	Order Code	Poles
21-1821	2	21-1826	8
21-1822	3	21-1804	9
21-1823	4	21-1827	10
21-1824	5	21-1805	11
21-1825	6	21-1828	12
21-1803	7		

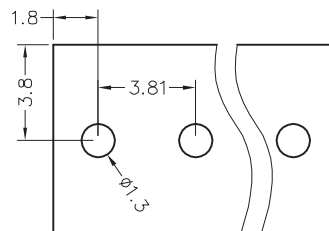
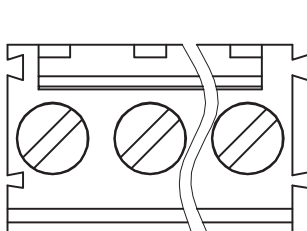
Colour and Materials

Housing Colour:	Green
Housing Material:	PA66
Flame Retardancy:	UL94-V0
Screw:	Zinc-plated steel (A3)
Wire Cage:	Nickel-plated brass
Pin Header:	Tin-plated brass

Standard	Rated Voltage	Rated Current	Wire Range
UL	300V	10A	26-16AWG (0.14-1.5mm ²)
IEC	130V	10A	1.0mm ²



Measurements are in mm unless stated otherwise.



PCB LAYOUT

For further information on pricing, delivery, and long-term stock agreements please get in touch with your local business development contact. Telephone our main office on **01206 838000** or email Sales@Rapidonline.com.

The information contained in this datasheet is subject to change without notice and replaces all data sheets previously supplied.

