



## Main

Range of product	Phaseo
Product or component type	Battery control module
Input voltage	24...28.8 V DC
Output voltage	(U <sub>battery</sub> -0.5) V battery mode DC (U <sub>in</sub> -0.25) V nominal mode DC
Maximum output current	20 A

## Complementary

Input voltage limits	22...30 V
Maximum power dissipation in W	7 W
Activation threshold	Adjustable 22...36 V
Number of output channels	1
Current consumption	0.6 A on load 0.1 mA no load ≤ 40.6 A
Output protection type	Against overload 1.5 x I <sub>n</sub> Against short-circuits battery-backed mode, automatic reset Against short-circuits power-supplied mode
Connections - terminals	Diagnostic relay removable screw terminal block 1 x 0.75 mm <sup>2</sup> Input connection screw type terminals 2 x 0.5...2 x 10 mm <sup>2</sup> AWG 20...AWG 8 Output connection screw type terminals 2 x 0.5...2 x 10 mm <sup>2</sup> AWG 20...AWG 8
Fixing mode	By clips 35 mm symmetrical DIN rail horizontal By clips 35 mm symmetrical DIN rail vertical
Operating altitude	6561.68 ft (2000 m)
Marking	CE
Name of test	Electrostatic discharges EN/IEC 61000-4-2 Emission EN 61000-6-3 Induced electromagnetic field EN/IEC 61000-4-6 level 3 Radiated electromagnetic field EN/IEC 61000-4-3 level 3 Rapid transient IEC 61000-4-4 level 3 Surge EN/IEC 61000-4-5 level 2 Conducted/radiated emissions EN 55022 Class B, 20 %
Local signalling	Alarm status 1 C/O relay Battery status 1 C/O relay Power supply status 1 C/O relay Module status LCD screen
Maximum Width	2.36 in (60 mm)
Height	4.92 in (125 mm)
Depth	6.30 in (160 mm)
Net Weight	1.10 lb(US) (0.5 kg)

## Environment

Product certifications	RCM EAC
Standards	UL 508 CSA C22.2 No 60950-1
Ambient air temperature for operation	-13...140 °F (-25...60 °C)
Ambient air temperature for storage	-40...185 °F (-40...85 °C)
Environmental characteristic	EMC EN 61000-6-3 EMC EN/IEC 61000-6-2 Safety EN/IEC 60950-1 Safety EN/IEC 61204-3
IP degree of protection	IP20 conforming to EN/IEC 60529
Dielectric strength	500 V between input and ground 500 V between output and ground
Overvoltage category	Class II VDE 0106-1
Relative humidity	0...90 % during operation 0...95 % during storage
MTBF reliability	24 V with UTE C80-810
Vibration resistance	2 gn 11.9...150 Hz)EN/IEC 61131-2 3.5 mm 3...11.9 Hz)EN/IEC 61131-2

## Ordering and shipping details

Category	22525 - ABL8 AND ABL7 POWER SUPPLIE
Discount Schedule	CP12
GTIN	00785901594161
Nbr. of units in pkg.	1
Package weight(Lbs)	3.1 lb(US) (1.41 kg)
Returnability	Yes
Country of origin	PH

## Packing Units

Unit Type of Package 1	PCE
Package 1 Height	3.54 in (9 cm)
Package 1 width	7.68 in (19.5 cm)
Package 1 Length	7.68 in (19.5 cm)
Unit Type of Package 2	S03
Number of Units in Package 2	8
Package 2 Weight	26.30 lb(US) (11.929 kg)
Package 2 Height	11.81 in (30 cm)
Package 2 width	11.81 in (30 cm)
Package 2 Length	15.75 in (40 cm)
Unit Type of Package 3	P06
Number of Units in Package 3	72
Package 3 Weight	261.69 lb(US) (118.7 kg)
Package 3 Height	31.50 in (80 cm)
Package 3 width	31.50 in (80 cm)
Package 3 Length	23.62 in (60 cm)

## Offer Sustainability

Sustainable offer status	Green Premium product
California proposition 65	WARNING: This product can expose you to chemicals including: Lead and lead compounds, which is known to the State of California to cause cancer and birth defects or other reproductive harm. For more information go to <a href="http://www.P65Warnings.ca.gov">www.P65Warnings.ca.gov</a>
REACH Regulation	<a href="#">REACH Declaration</a>
REACH free of SVHC	Yes
EU RoHS Directive	Pro-active compliance (Product out of EU RoHS legal scope) <a href="#">EU RoHS Declaration</a>
Mercury free	Yes
RoHS exemption information	<a href="#">Yes</a>
China RoHS Regulation	<a href="#">China RoHS Declaration</a>
Environmental Disclosure	<a href="#">Product Environmental Profile</a>
Circularity Profile	<a href="#">End Of Life Information</a>
PVC free	Yes

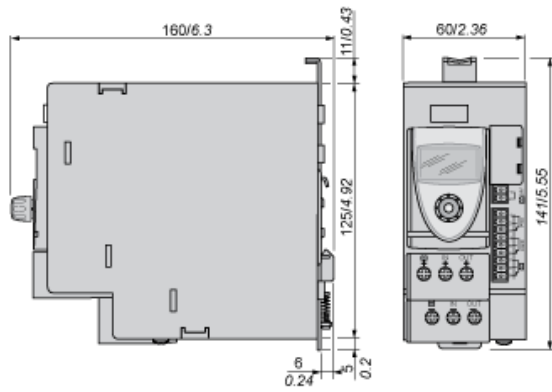
## Contractual warranty

Warranty	18 months
----------	-----------

## 24 Vdc/20 A Battery Control Module

### Dimensions

mm  
inch

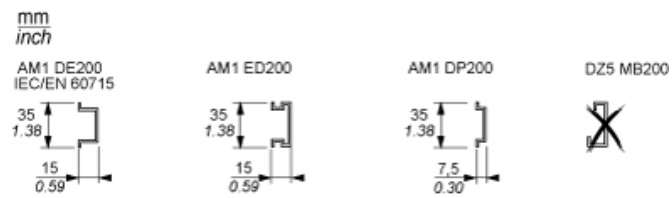


---

24 Vdc Battery Control Module

---

Mounting



---

24 Vdc Battery Control Module

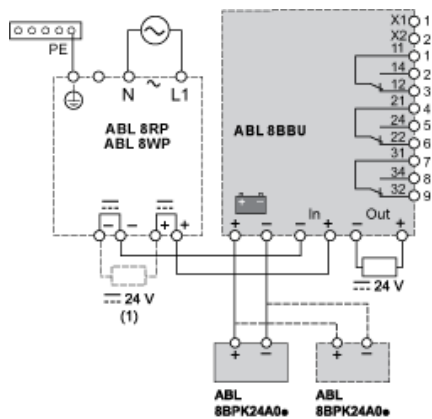
---

Clearance



## 24 Vdc Battery Control Module

### Wiring Diagram



(1) See table below for the maximum unstored charge capacity ( $\mu\text{F}$ )

ABL	Max. Unstored Charge Capacity ( $\mu\text{F}$ )
8RPS24030	30 000
8RPS24050	50 000
8RPS24100	100 000
8RPM24200	100 000
8WPS24200	100 000
8WPS24400	100 000

## 24 Vdc Battery Control Module

### Outputs States ( $U = 24 \text{ Vdc}$ : $I > 5 \text{ mA}$ , $U = 230 \text{ Vac}$ : $I < 500 \text{ mA}$ )

	No power from the power supply		Power from the power supply
	Alarm or device not supplied		No alarm
	No power from the battery pack		Power from the battery pack









### Inputs States (Dry Contact)

	Operational battery		Battery inhibited
--	---------------------	--	-------------------

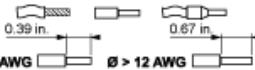







## Wiring Requirements

## Cable Types and Wire Sizes

IEC / EN

		ABL 8RPS24030 8RPS24050 8RPS24100	ABL 8RPM24200 8WPS24200 8WPS24400
	$\varnothing \leq 4 \text{ mm}^2$		
	$\varnothing > 4 \text{ mm}^2$		
<b>ABL 8BBU24200</b>	In + / -	1...4 mm <sup>2</sup>	4...10 mm <sup>2</sup>
	 + / -	6 mm <sup>2</sup>	-
	Out + / -	6 mm <sup>2</sup>	-
<b>ABL 8BBU24400</b>	In + / -	1...4 mm <sup>2</sup>	4...10 mm <sup>2</sup>
	 + / -	10 mm <sup>2</sup>	-
	Out + / -	10 mm <sup>2</sup>	-
		10 mm <sup>2</sup>	-
		-	-
 OFF / PSU / Alarm / 		0,14...1 mm <sup>2</sup>	-

UL

		ABL 8RPS24030 8RPS24050 8RPS24100	ABL 8RPM24200 8WPS24200 8WPS24400
	$\varnothing \leq 12 \text{ AWG}$		
	$\varnothing > 12 \text{ AWG}$		
<b>ABL 8BBU24200</b>	In + / -	16...12 AWG	12...6 AWG
	 + / -	10 AWG	-
	Out + / -	10 AWG	-
<b>ABL 8BBU24400</b>	In + / -	16...12 AWG	12...6 AWG
	 + / -	6 AWG	-
	Out + / -	6 AWG	-
		6 AWG	-
		-	-
 OFF / PSU / Alarm / 		26...16 AWG	-