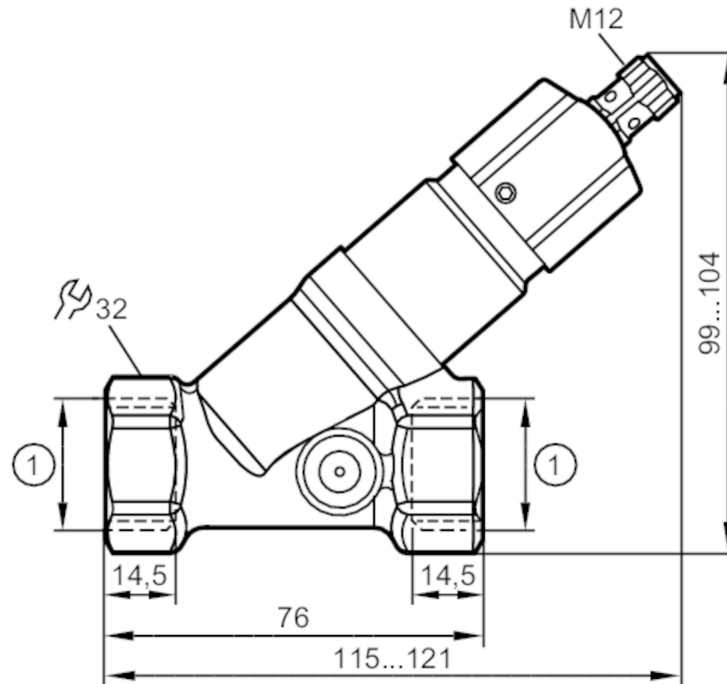


SBY332



Flow sensor with integrated backflow prevention

SBY34BF0BPKG/US



1: Rp 3/4



Product characteristics

Number of inputs and outputs	Number of digital outputs: 1
Process connection	Rp 3/4

Application

Media	Liquids; water; glycol solutions; oils; coolants
Medium temperature [°C]	0...85
Pressure rating [bar]	40

Electrical data

Operating voltage [V]	10...30 DC; (to SELV/PELV)
Current consumption [mA]	< 15
Protection class	III
Reverse polarity protection	yes

Inputs / outputs

Number of inputs and outputs	Number of digital outputs: 1
------------------------------	------------------------------



Flow sensor with integrated backflow prevention

SBY34BF0BPKG/US

Outputs		
Total number of outputs		1
Output signal		switching signal
Electrical design		PNP
Number of digital outputs		1
Output function		normally open
Max. voltage drop switching output DC	[V]	2.5
Permanent current rating of switching output DC	[mA]	100
Short-circuit protection		yes
Overload protection		yes
Measuring/setting range		
Setting range	[l/min]	1...15
Accuracy / deviations		
Repeatability	[% of the final value]	1
Hysteresis	[l/min]	0,2...1
Measuring error	[% of the final value]	± 5
Response times		
Response time	[s]	< 0.01
Operating conditions		
Ambient temperature	[°C]	0...60
Storage temperature	[°C]	-15...80
Protection		IP 65; IP 67
Tests / approvals		
EMC	DIN EN 61000-6-2	
	DIN EN 61000-6-3	
Shock resistance	DIN EN 60068-2-27	20 g (11 ms)
Vibration resistance	DIN EN 60068-2-6	5 g (10...2000 Hz)
MTTF	[years]	15.78
Mechanical data		
Weight	[g]	483
Materials		brass chemically nickel-plated; PP; aluminium anodised; PA
Materials (wetted parts)		stainless steel (1.4310 / 301); stainless steel (1.4301 / 304); PBT; brass chemically nickel-plated; PP; PPS; Polyolefin; O-ring: FKM
Process connection		Rp 3/4
Switching cycles mechanical		10 million
Displays / operating elements		
Display	switching status	4 x LED, yellow
Accessories		
Accessories (supplied)		Allen key

SBY332



Flow sensor with integrated backflow prevention

SBY34BF0BPKG/US

Remarks

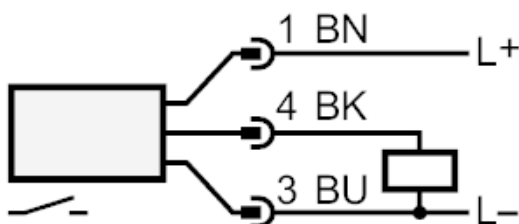
Remarks	Caution Do not turn the cap beyond the maximum value of the setting range. All data refer to water (20 °C).
Pack quantity	1 pcs.

Electrical connection

Connector: 1 x M12



Connection



colours to DIN EN 60947-5-2

Core colours :

- BK = black
- BN = brown
- BU = blue

SBY332

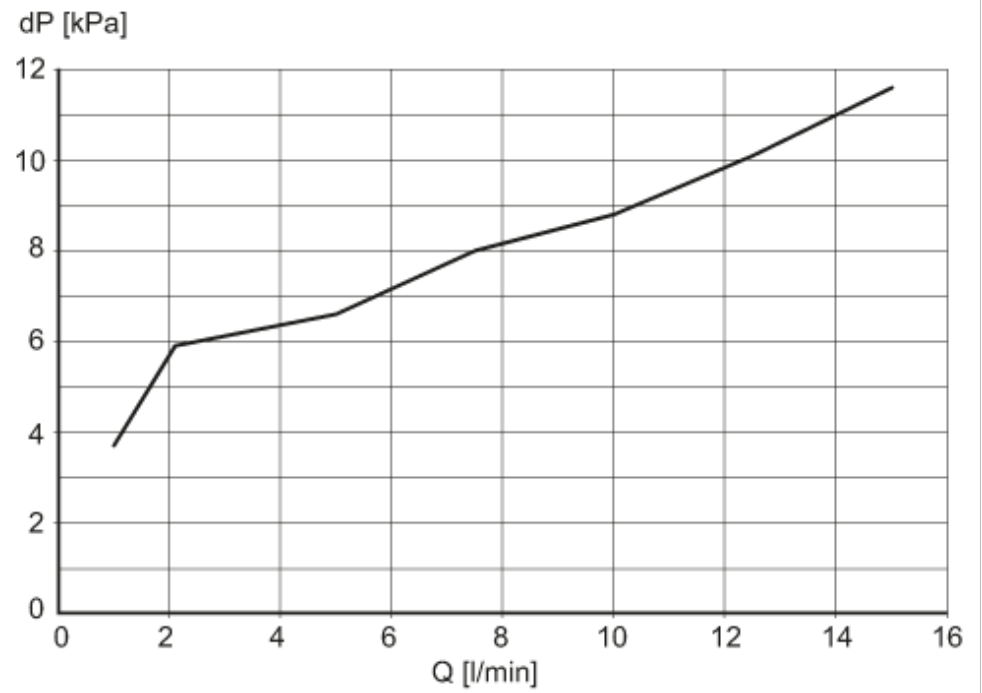


Flow sensor with integrated backflow prevention

SBY34BF0BPKG/US

Diagrams and graphs

Pressure loss



dP Pressure loss

Q volumetric flow quantity