


## MKDS 1/ 5-3,5

Order No.: 1751277

The figure shows a 10-position version of the product

<http://eshop.phoenixcontact.de/phoenix/treeViewClick.do?UID=1751277>

PC terminal block, Nominal current: 10 A, Nom. voltage: 160 V,  
Pitch: 3.5 mm, Number of positions: 5, Type of connection: Screw  
connection, Assembly: Soldering, Conductor/PCB connection  
direction: 0 °, Color: green

### Commercial data

EAN	4017918116255
Pack	50 pcs.
Customs tariff	85369010
Weight/Piece	0.002624 KG
Catalog page information	Page 49 (CC-2007)

### Product notes

WEEE/RoHS-compliant since:  
01/01/2003

<http://www.download.phoenixcontact.com>  
Please note that the data given here has been taken from the online catalog. For comprehensive information and data, please refer to the user documentation. The General Terms and Conditions of Use apply to Internet downloads.

### Technical data

#### Dimensions / positions

Pitch	3.5 mm
Dimension a	14 mm
Number of positions	5

Pin dimensions	0,5 x 0,9 mm
Hole diameter	1.1 mm
Screw thread	M2
Tightening torque, min	0.22 Nm
Tightening torque max	0.25 Nm

**Technical data**

Insulating material group	I
Rated surge voltage (III/3)	2.5 kV
Rated surge voltage (III/2)	2.5 kV
Rated surge voltage (II/2)	2.5 kV
Rated voltage (III/2)	200 V
Rated voltage (II/2)	400 V
Connection in acc. with standard	EN-VDE
Nominal current $I_N$	10 A
Nominal voltage $U_N$	160 V
Nominal cross section	1 mm <sup>2</sup>
Maximum load current	12 A
Insulating material	PA
Inflammability class acc. to UL 94	V0
Stripping length	5 mm

**Connection data**

Conductor cross section solid min.	0.14 mm <sup>2</sup>
Conductor cross section solid max.	1.5 mm <sup>2</sup>
Conductor cross section stranded min.	0.14 mm <sup>2</sup>
Conductor cross section stranded max.	1 mm <sup>2</sup>
Conductor cross section stranded, with ferrule without plastic sleeve min.	0.25 mm <sup>2</sup>
Conductor cross section stranded, with ferrule without plastic sleeve max.	0.5 mm <sup>2</sup>
Conductor cross section stranded, with ferrule with plastic sleeve min.	0.25 mm <sup>2</sup>
Conductor cross section stranded, with ferrule with plastic sleeve max.	0.5 mm <sup>2</sup>
Conductor cross section AWG/kcmil min.	26
Conductor cross section AWG/kcmil max	16
2 conductors with same cross section, solid min.	0.14 mm <sup>2</sup>

2 conductors with same cross section, solid max.	0.5 mm <sup>2</sup>
2 conductors with same cross section, stranded min.	0.14 mm <sup>2</sup>
2 conductors with same cross section, stranded max.	0.2 mm <sup>2</sup>

### Certificates / Approvals



Certification

CB, CCA, CSA, CUL, GOST, SEV, UL

#### CSA

Nominal voltage $U_N$	300 V
Nominal current $I_N$	10 A
AWG/kcmil	28-16

#### CUL

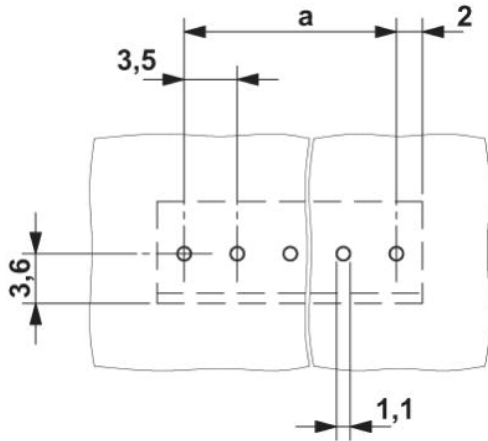
Nominal voltage $U_N$	300 V
Nominal current $I_N$	10 A
AWG/kcmil	30-16

#### UL

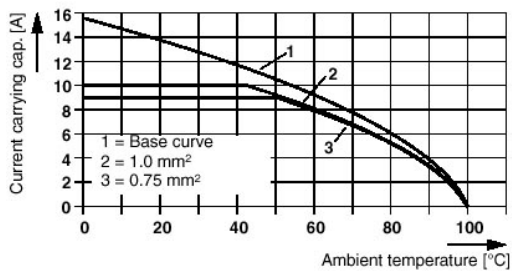
Nominal voltage $U_N$	300 V
Nominal current $I_N$	10 A
AWG/kcmil	30-16

## Drawings

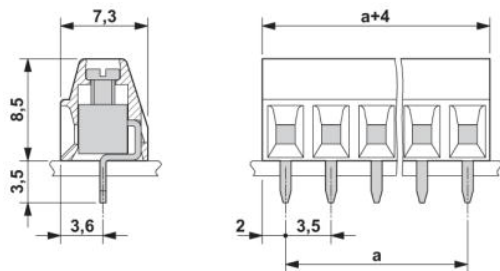
### Drilling diagram



### Diagram



### Dimensioned drawing



**Address**

PHOENIX CONTACT GmbH & Co. KG  
Flachsmarktstr. 8  
32825 Blomberg, Germany  
Phone +49 5235 3 00  
Fax +49 5235 3 41200  
<http://www.phoenixcontact.de>



© 2009 Phoenix Contact  
Technical modifications reserved;