

Produkt-Datenblatt

Technische Daten, Spezifikationen

Kontakt

**Technischer und kaufmännischer Vertrieb, Preis-
auskünfte, Angebote, Test-Geräte, Beratung vor Ort:**

Tel: (0 81 41) 52 71-0

FAX: (0 81 41) 52 71-129

Aus dem Ausland:

Tel: ++49 - 81 41 - 52 71-0

FAX: ++49 - 81 41 - 52 71-129

E-Mail: sales@meilhaus.com

Internet:

www.meilhaus.com

Web-Shop:

www.MEsstechnik24.de | www.MEasurement24.com

Web Kontakt-Formular:

www.meilhaus.de/infos/Kontakt.htm

Per Post:

Meilhaus Electronic GmbH

Am Sonnenlicht 2

D-82239 Alling bei München

MEsstechnik fängt mit ME an.

www.meilhaus.com

Erwähnte Firmen- und Produktnamen sind zum Teil
eingetragene Warenzeichen der jeweiligen Hersteller.
Preise in Euro zzgl. gesetzl. MwSt. Irrtum und Änderung
vorbehalten.

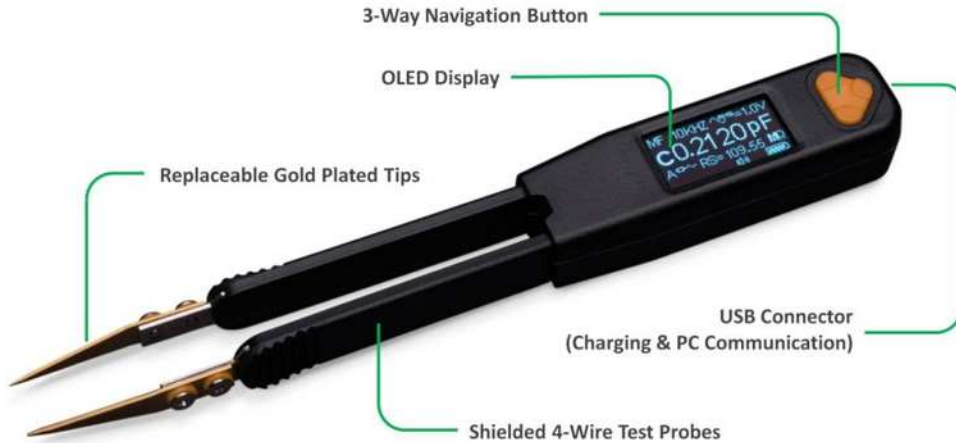
© Meilhaus Electronic bzw. Hersteller:
www.meilhaus.de/infos/impressum.htm


MEILHAUS
ELECTRONIC

LCR Pro1


World's first tweezer-style LCR meter with 0.1% accuracy and PC connectivity

The LCR Pro1 integrates a pair of tweezers like probes and a LCR meter into one compact, lightweight, battery powered device. It is an all-in-one miniature device that provides a simple and efficient solution for not only measuring SMD components, but also making in-circuit debugging.



Key Features and Benefits

- **Multiple measurement functions**
 - R, L, C, Z, ESR, DCR, D, Q, θ , diode
- **High accuracy**
 - R: 0.1%, L: 0.2%, C: 0.2%
- **5 test frequencies**
 - 100Hz, 120Hz, 1kHz, 10kHz, 100kHz
- **3 test voltages**
 - 0.2Vrms, 0.5Vrms, 1.0Vrms
- **Fully auto/manual selection**
- **Wide measurement range**
 - R: 25m Ω to 10M Ω
 - C: 0.25pF to 1mF
 - L: 10nH to 1H
- **Small size**
 - L * W * H: 151 x 19 x 15mm
- **Large OLED display**
 - 0.96", 128 * 64 resolution
- **Ultra precise gold plated tips**
- **USB charging**
 - 2.5 hours charging time, all day battery life
- **PC remote control for data logging, parameter setting and programming***
 - * Require LCR Link1 (purchase separately)



A Breakthrough in Accuracy

LCR Pro1 delivers high accuracy once found only in high-end desktop LCR meters. It provides basic accuracy 0.1% for resistance and 0.2% for capacitance and inductance with 5-digit resolution. Each device is fully calibrated during production and shipped with NIST (National Institute of Standards and Technology) traceable calibration certificate.

The test frequencies can be selected from 100Hz to 100kHz. 100kHz is ideal for measuring small inductance under 1uH. The test voltage can be selected from 0.2Vrms to 1.0Vrms. 1.0Vrms allows precision measurements of ceramic capacitors with high dielectric constant (K), such as X5R type. 0.2Vrms is specially designed for in-circuit debugging because it is low enough to prevent the silicon chips from being active during measurement.



Ultra-Precise Tips



The redesigned gold-plated tips are more precise than ever. You can use them to pick up and measure SMD components quickly and reliably, even for the most tiny parts with 01005 size.

Thanks to the sharp tips, you can easily reach the component under test without touching the adjacent components during in-circuit troubleshooting even in a very crowded area.

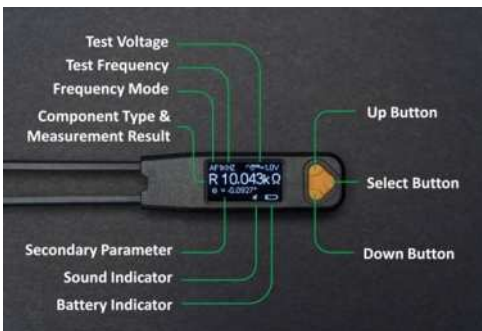
PC Communication

The Pro1 is able to make measurement and charge battery simultaneously when it connects to PC via the LCR Link1, a USB dongle style communication module.

The Link1 is built with a fully integrated isolation technology for delivering power and data safely and blocking the noise from PC effectively. Therefore it ensures that the device performance and accuracy don't get degraded when it is connected to PC.



High Definition User Interface



LCR Pro1 comes with a 0.96" OLED display, doubling the size of its predecessor's 0.91" display. The pixels are doubled as well from 128*32 to 128*64. Larger font and more information can be displayed for you to read the results and navigate the menu more conveniently.

LCR Pro1 is full of handy shortcuts to help you switch all kinds of parameters faster and easier. During measurements, you can quickly select different settings by single clicking, double clicking or holding the navigation button.