


aiR™ COMPLETES ANY OFF GRID SYSTEM

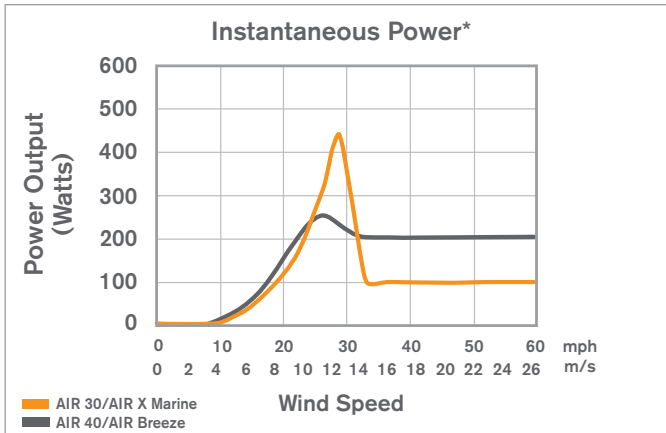
- ✓ SIMPLE, AFFORDABLE, RELIABLE POWER
- ✓ EASILY INTEGRATES WITH PV
- ✓ MAXIMUM POWER IN WINTER
- ✓ NIGHT TIME POWER PRODUCTION
- ✓ OVER 150,000 UNITS INSTALLED SINCE 1995



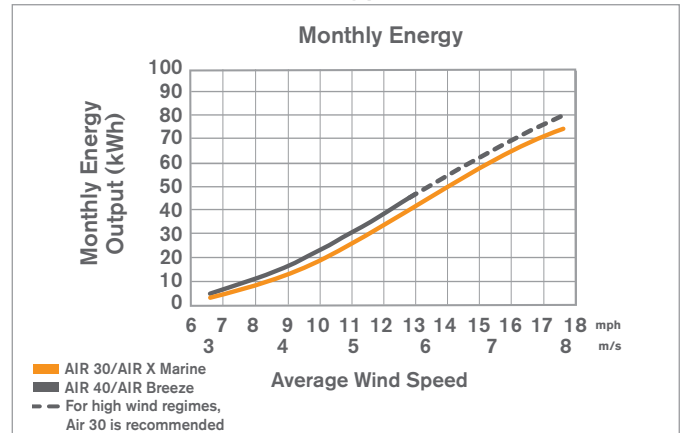
TURBINE SPECIFICATIONS



AIR Power Curve



AIR Energy Curve



*Factors affecting turbine output include site turbulence, elevation and air temperature

Technical Specifications

AIR BREEZE/AIR 40/AIR 30/AIR X MARINE	
Energy	AIR 40/AIR Breeze: Approx. 40 kWh/mo at 5.5 m/s (12 mph) AIR 30/AIR X Marine: Approx. 30 kWh/mo at 5.5 m/s (12 mph)
Optimal Operating Environment	AIR 40/AIR Breeze: Quiet operation in low to moderate wind regimes AIR 30/AIR X Marine: Industrial applications in moderate to high wind regimes
Swept Area	1.07 m ² (11.5 ft ²)
Rotor Diameter	1.17 m (46 in)
Weight	5.9 kg (13 lb)
Shipping Dimensions	686 x 318 x 229 mm (27 x 12.5 x 9 in) 7.7 kg (17 lb)
Startup Wind Speed	AIR 40/AIR Breeze: 3.13 m/s (7 mph) AIR 30/AIR X Marine: 3.58 m/s (8 mph)
Voltage	12, 24 and 48 VDC
Turbine Controller	Mircoprocessor-based smart controller
Body	Cast aluminum (AIR Beeze/AIR X Marine: corrosion resistant paint)
Blades	(3) Injection-molded composite
Alternator	Permanent magnet brushless
Overspeed Protection	Electronic torque control
Survival Wind Speed	49.2 m/s (110 mph)
Mount	1.5 in schedule 40 pipe 48 mm (1.9 in) outer diameter
Warranty	5 year limited warranty

Applications	AIR 30 AIR X Marine	AIR 40 AIR Breeze
REMOTE HOMES		✓
MARINE AND SAILBOATS		✓
RECREATIONAL VEHICLES		✓
RAILROAD	✓	
TELECOMM	✓	
OIL AND GAS	✓	
SCADA SYSTEMS	✓	
LIGHTING SYSTEMS		✓
CATHODIC PROTECTION	✓	
COASTAL APPLICATIONS	✓	

Towers and Accessories
29' EZ TOWER KIT (PIPE INCLUDED)
27' GUYED TOWER KIT (PIPE NOT INCLUDED)
45' GUYED TOWER KIT (PIPE NOT INCLUDED)
33' MONOPOLE TOWER
36" AND 48" GALVANIZED AUGERS
9' MARINE TOWER KIT
MARINE TOWER HARDWARE KIT