

8500 Rocker Switches - Miniature 10A 250Vac Single & Double Pole



- ▶ Miniature rocker switch
- ▶ Ratings up to 15A, 250Vac
- ▶ Single & double pole in same body size
- ▶ Illuminated & non-illuminated
- ▶ Matching indicators
- ▶ Industry standard panel cut-out
- ▶ Rotary and push button actuator options
- ▶ BioCote antimicrobial option
- ▶ Panel cut out: 19.3 x 12.9

Approvals and specifications



10(6)A 250Vac T125 IE4 (non lit types)
6(4)A 250Vac T125 5E4 (50,000 Operations)
10(6)A 250Vac T100 (lit types)



UL CSA 15A Non Ind 250Vac, 14A Ind 250Vac, 10A 277Vac
UL CSA 250Vac 1/2hp, 125Vac 1/4hp
UL 105°C, (non lit) file E45221, CSA file LR10990



BioCote antimicrobial additive. Independently verified to ISO22196:2007.

3mm contact gap.
 Technical data on pages 4 & 5 (switches), 6 (indicators).


H 8550 V B--- B

TERMINAL FUNCTION ROCKER BODY PRINT, COLOUR, VOLTAGE ETC BioCote

| TERMINAL | FUNCTION | ROCKER |
|---|---|--|
| H 4.8 x 0.8 8.5 | Approvals & ratings vary with function ON OFF Switches are ON when pressed over terminal 1 | H Slotted for custom caps Slots for snap-in buttons |
| K 2.8 x 0.8 8.5 2.6 1.5 | 8500 ON - OFF Single pole (Uses terminals 1a & 2a) | R Semi-rotary (not lit) |
| L 2.8 x 0.8 3.2 2.6 Right angle version of K terminal available on 8500 only | 8503 ON (lit) - OFF Single pole | D Paddle lever (not lit) |
| R 4.8 x 0.8 4.5 3.1 1.5 | 8550 ON - OFF Double pole | V Curved (not lit) |
| T 4.8 x 0.8 8.5 3.5 3.1 R1.0 R0.8 Solder | 8553 ON (lit) - OFF Double pole | X Two colour (not lit) |
| | 8580 Available with H terminals only Indicator | A Softline lens |
| | | P Push button operation (8500 only) See drawing opposite |



H8500VB ---
T8500VB ---




H8550VB ---
T8550VB ---



H8550HB ---
T8550HB ---



H8550XB ---
T8550XB ---



H8550RB Semi-rotary
A splash proofing option



H8500PO ---
Pushbutton option



H8553VB ---
T8553VB ---

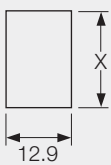


H8580AB ---

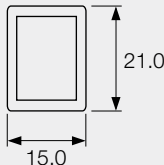
BODY

B
Standard body with terminal barrier

Panel cut-out

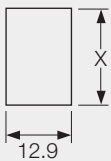


Bezel

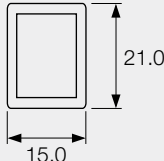


BC
Body without terminal barrier

Panel cut-out



Bezel



Dimensions for snap-in fixing

| Panel thickness | Dim X |
|-----------------|-----------|
| 0.75-1.25 | 19.1/19.2 |
| 1.25-2.00 | 19.3/19.4 |
| 2.00-3.00 | 19.7/19.8 |

Cut-outs must be punched in the direction of insertion

OPTIONS

Finish
Matt finish only.

Colour
Call sales for custom colours.
A full range is available for large orders.

Legend printing
Select from the examples or call sales for custom legends.

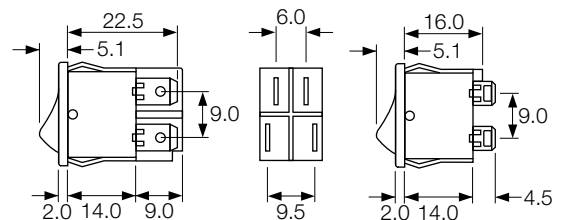
Lamp voltage
Call sales for details of available voltages.

Protective cover L167
Snaps on to bodies with V or X style rockers and A lens. This reduces panel thickness by 0.8mm.



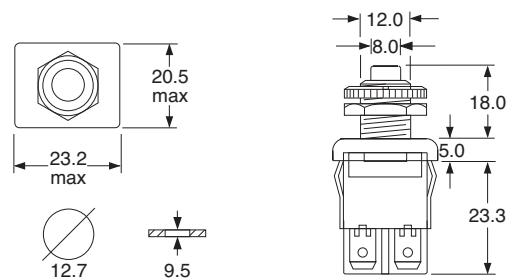
BioCote Antimicrobial Additive
Moulded components have antimicrobial properties using BioCote silver ion technology.

DIMENSIONS (mm)



"B" body with barrier for H, T and K terminals

"BC" body w/o barrier primarily for L or R terminals (can be used for all terminals)



'PO' Actuator and body - push button function (8500 only)

Examples of printing



CL076



CL080