

# CERTIFICATE OF COMPLIANCE

**Certificate Number** 20200312 – E31519  
**Report Reference** E31519 - 20091029  
**Issue Date** 2020-MARCH-12

**Issued to:** SIEMENS AG  
DF CP R&D V 2  
WERNER-VON-SIEMENS-STRASSE 48  
92224 AMBERG, GERMANY

**This is to certify that  
representative samples of**

Motor Controllers, Magnetic  
USL, CNL - Type No. 3RT20, 3RT23, 3RT25 or 3RT26 followed  
by 15, 16, 17 or 18 followed by -1, -2 or -4 followed by a  
character, followed by a character and a number followed by 0, 1,  
2, 3, 4, 6, 7 or 8 may be followed by suffix letters and/or  
numbers.

USL, CNL - Type No. LEN00B00 followed by 3 or 4 followed by  
three numbers followed by B.  
(See following pages for additional information.)

Have been investigated by UL in accordance with the  
Standard(s) indicated on this Certificate.

**Standard(s) for Safety:**

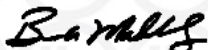
ANSI/UL 60947-1, "Low-Voltage Switchgear and Controlgear -  
Part 1: General Rules," ANSI/UL 60947-4-1, "Low-Voltage  
Switchgear and Controlgear - Part 4-1: Contactors and Motor-  
Starters - Electromechanical Contactors and Motor-Starters."  
CAN/CSA-C22.2 No. 60947-1 -2013, "Low-Voltage Switchgear  
and Controlgear - Part 1: General Rules," and CAN/CSA-C22.2  
No. 60947-4-1 -2014, "Low-Voltage Switchgear and Controlgear -  
Part 4-1: Contactors and Motor-Starters - Electromechanical  
Contactors and Motor-Starters."

**Additional Information:**

See the UL Online Certifications Directory at  
[www.ul.com/database](http://www.ul.com/database) for additional information

Only those products bearing the UL Certification Mark should be considered as being covered by UL's  
Certification and Follow-Up Service.

Look for the UL Certification Mark on the product.



Bruce Mahrenholz, Assistant Chief Engineer, Global Inspection and Field Services

UL LLC

Any information and documentation involving UL Mark services are provided on behalf of UL LLC (UL) or any authorized licensee of UL. For questions, please  
contact a local UL Customer Service Representative at [www.ul.com/contactus](http://www.ul.com/contactus)



# CERTIFICATE OF COMPLIANCE

**Certificate Number** 20200312 – E31519  
**Report Reference** E31519 - 20091029  
**Issue Date** 2020-MARCH-12

This is to certify that representative samples of the product as specified on this certificate were tested according to the current UL requirements.

## General:

These devices are open types 4 or 8 pole contactors for use in industrial applications.  
These devices are intended to be used in combination with listed overload relays type 3RU2 or 3RB.

## Ratings:

Horsepower for Types 3RT2015, 3RT2315

Voltage	1-ph	3-ph	FLA/LRA
110-120 V	1/4	--	5.8/ 34.8
200 V	1/2	--	5.6/ 33.6
208 V	1/2	--	5.4/ 32.4
220/240 V	3/4	--	6.9/ 41.4
208 V	--	1 1/2	6.6 / 44
220/240 V	--	2	6.8 / 50
380-415 V	--	3	6.1 / 43
440/480 V	--	3	4.8 / 32
550/600 V	--	5	6.1 / 36.8

Max. FLA 7 A, Max. LRA 51 A (600 V)

Horsepower for Types 3RT2016, 3RT2316, 3RT2317, LEN00B00....B

Voltage	1-ph	3-ph	FLA/LRA
110-120 V	1/3	--	7.2/ 43.2
200 V	1	--	9.2/ 55.2
208 V	1	--	8.8/ 52.8
220/240 V	1	--	8.0/ 48
208 V	--	2	7.5 / 55
220/240 V	--	3	9.6 / 64
380-415 V	--	3	6.1 / 43
440/480 V	--	5	7.6 / 46
550/600 V	--	7 1/2	9.0 / 50.8

Max. FLA 9.6 A, Max. LRA 64 A (600 V)



Bruce Mahrenholz, Assistant Chief Engineer, Global Inspection and Field Services

UL LLC

Any information and documentation involving UL Mark services are provided on behalf of UL LLC (UL) or any authorized licensee of UL. For questions, please contact a local UL Customer Service Representative at [www.ul.com/contactus](http://www.ul.com/contactus)



# CERTIFICATE OF COMPLIANCE

**Certificate Number** 20200312 – E31519  
**Report Reference** E31519 - 20091029  
**Issue Date** 2020-MARCH-12

**Horsepower for Types 3RT2017**

Voltage	1-ph	3-ph	FLA/LRA
110-120 V	1/2	--	9.8/ 58.8
200 V	1 1/2	--	11.5/ 69
208 V	1 1/2	--	11/ 66
220/240 V	2	--	12/ 72
208 V	--	3	10.6 / 71
220/240 V	--	3	9.6 / 64
380-415 V	--	5	9.7 / 61
440/480 V	--	7 1/2	11 / 63.5
550/600 V	--	10	11 / 64.8

Max. FLA 12.3 A, Max. LRA 72.9 A (600 V)

**Horsepower for Types 3RT2018**

Voltage	1-ph	3-ph	FLA/LRA
110-120 V	1	--	16/ 96
200 V	2	--	13.8/ 82.8
208 V	2	--	13.2/ 79.2
220/240 V	2	--	12/ 72
208 V	--	3	10.6 / 71
220/240 V	--	5	15.2 / 92
380-415 V	--	7 1/2	14.0 / 84
440/480 V	--	10	14.0 / 81
550/600 V	--	10	11 / 64.8

Max. FLA 16.5 A, Max. LRA 96.8 A (480 V)

Max. FLA 12.3 A, Max. LRA 72.9 A (600 V)

**Horsepower for Types 3RT2515**

Voltage	1-ph	3-ph	FLA/LRA
	NO - NC	NO - NC	NO - NC
110-120 V	1/4	--	5.8 / 34.8
220/240 V	3/4	--	6.9 / 41.4
220/240 V	--	2	6.8 / 50
440/480 V	--	3	4.8 / 32

Max. FLA 7.6 A, Max. LRA 54 A (480 V)

**Horsepower for Types 3RT2516**

Voltage	1-ph	3-ph	FLA/LRA
	NO - NC	NO - NC	NO - NC
110-120 V	1/3	--	7.2 / 43.2
220/240 V	1	--	8 / 48
220/240 V	--	3	9.6 / 64
440/480 V	--	5	7.6 / 46

Max. FLA 10.6 A, Max. LRA 64 A (480 V)



Bruce Mahrenholz, Assistant Chief Engineer, Global Inspection and Field Services

UL LLC

Any information and documentation involving UL Mark services are provided on behalf of UL LLC (UL) or any authorized licensee of UL. For questions, please contact a local UL Customer Service Representative at [www.ul.com/contactus](http://www.ul.com/contactus)



# CERTIFICATE OF COMPLIANCE

**Certificate Number** 20200312 – E31519  
**Report Reference** E31519 - 20091029  
**Issue Date** 2020-MARCH-12

Horsepower for Types 3RT2517

Voltage	1-ph NO - NC	3-ph NO - NC	FLA/LRA NO - NC
110-120 V	1/2 - 1/3	--	9.8/58.8 - 7.2/43.2
220/240 V	2 - 1	--	12/72 - 8/48
220/240 V	--	3	9.6 / 64
440/480 V	--	7.5 - 5	11/63.5 - 7.6/46

NC: Max. FLA 10.6 A, Max. LRA 64 A (480 V)  
 NO: Max. FLA 14 A, Max. LRA 84 A (480 V)

Horsepower for Types 3RT2518

Voltage	1-ph NO - NC	3-ph NO - NC	FLA/LRA NO - NC
110-120 V	1 - 1/3	--	16/96 - 7.2/43.2
220/240 V	2 - 1	--	12/72 - 8/48
220/240 V	--	5 - 3	15.2/92 - 9.6/64
440/480 V	--	10 - 5	14.0/81 - 7.6/46

NC: Max. FLA 10.6 A, Max. LRA 64 A (480 V)  
 NO: Max. FLA 16 A, Max. LRA 96 A (240 V)  
 NO: Max. FLA 14 A, Max. LRA 84 A (480 V)

Ratings for capacitive switching for Type 3RT2617

Voltage	1-ph	3-ph	Current
120 V	2kVar	3.4kVar	18A
208 V	3.6kVar	6.2kVar	18A
220/240 V	4kVar	6.9kVar	18A
440/480 V	8.3kVar	14kVar	18A
550/600 V	10kVar	17kVar	18A

\*Maximum 1 operation per 20 seconds

Horsepower for Types 3RT2015 (Elevator Use)

Voltage	1-ph (1 or 2 pole)	3-ph	FLA/LRA
110/120 V	1/3	--	7.2 / 43.2
208 V	3/4	--	7.6 / 45.6
220/240 V	3/4	--	6.9 / 41.4
208 V	--	1	4.6 / 33
220/240 V	--	1 1/2	6.0 / 40
440/480 V	--	3	4.8 / 32
550/600 V	--	3	3.9 / 25.6



Bruce Mahrenholz, Assistant Chief Engineer, Global Inspection and Field Services

UL LLC

Any information and documentation involving UL Mark services are provided on behalf of UL LLC (UL) or any authorized licensee of UL. For questions, please contact a local UL Customer Service Representative at [www.ul.com/contactus](http://www.ul.com/contactus)



# CERTIFICATE OF COMPLIANCE

**Certificate Number** 20200312 – E31519  
**Report Reference** E31519 - 20091029  
**Issue Date** 2020-MARCH-12

Horsepower for Types 3RT2016 (Elevator Use)

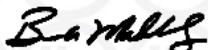
Voltage	1-ph	3-ph	FLA/LRA
110/120 V	1/3	--	7.2 / 43.2
208 V	3/4	--	7.6 / 45.6
220/240 V	3/4	--	6.9 / 41.4
208 V	--	1 1/2	6.6 / 44
220/240 V	--	2	6.8 / 50
440/480 V	--	5	7.6 / 46
550/600 V	--	5	6.1 / 36.8

Horsepower for Types 3RT2017 (Elevator Use)

Voltage	1-ph (1 or 2 pole)	3-ph	FLA/LRA
110/120 V	1/3	--	7.2 / 43.2
208 V	3/4	--	7.6 / 45.6
220/240 V	3/4	--	6.9 / 41.4
208 V	--	1 1/2	6.6 / 44
220/240 V	--	2	6.8 / 50
440/480 V	--	5	7.6 / 46
550/600 V	--	5	6.1 / 36.8

Horsepower for Types 3RT2018 (Elevator Use)

Voltage	1-ph (1 or 2 pole)	3-ph	FLA/LRA
110/120 V	1/3	--	7.2 / 43.2
208 V	3/4	--	7.6 / 45.6
220/240 V	3/4	--	6.9 / 41.4
208 V	--	2	7.5 / 55
220/240 V	--	2	6.8 / 50
440/480 V	--	5	7.6 / 46
550/600 V	--	5	6.1 / 36.8



Bruce Mahrenholz, Assistant Chief Engineer, Global Inspection and Field Services

UL LLC

Any information and documentation involving UL Mark services are provided on behalf of UL LLC (UL) or any authorized licensee of UL. For questions, please contact a local UL Customer Service Representative at [www.ul.com/contactus](http://www.ul.com/contactus)



# CERTIFICATE OF COMPLIANCE

**Certificate Number** 20200312 – E31519  
**Report Reference** E31519 - 20091029  
**Issue Date** 2020-MARCH-12

General Use Rating – 3RT2.1: Main Contacts 600 V ac, 20 A  
Main Contacts 24 V dc, 20 A

AC Resistance – 3RT2315 600 V ac, 16 A  
3RT2316 600 V ac, 18 A  
3RT2317 600 V ac, 20 A

LEN00B00....B, 20 A, 250,000 cycl. at  
600 V 1 pole / 1 phase,  
600 V 2 poles / 1 phase or  
600 V 3 poles / 3 phases  
(min. enclosure size 10 inches by 6-3/8 inches by 4-3/4 inches)

DC Resistance – 3RT201 Main Contacts 24 V dc, 20 A

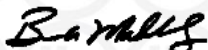
AC Resistance Air Heating – 3RT201 Main Contacts 600 V ac, 20 A, 250,000 cycles

AC Incandescent Lamps (AC Tungsten):

3RT2016, 3RT2017, 3RT2018, 3RT2316, 3RT2317,  
LEN00B00....B, 20 A at  
277 V 1 pole / 1 phase,  
480 V 2 poles / 1 phase or  
480 V 3 poles / 3 phases  
(min. enclosure size 10 inches by 6-3/8 inches by 4-3/4 inches)

AC Electrical Discharge Lamps (AC Standard Ballast):

3RT2016, 3RT2017, 3RT2018 3RT2316, 3RT2317,  
LEN00B00....B, 20 A at  
347 V 1 pole / 1 phase,  
600 V 2 poles / 1 phase or  
600 V 3 poles / 3 phases  
(min. enclosure size 10 inches by 6-3/8 inches by 4-3/4 inches)



Bruce Mahrenholz, Assistant Chief Engineer, Global Inspection and Field Services

UL LLC

Any information and documentation involving UL Mark services are provided on behalf of UL LLC (UL) or any authorized licensee of UL. For questions, please contact a local UL Customer Service Representative at [www.ul.com/contactus](http://www.ul.com/contactus)



# CERTIFICATE OF COMPLIANCE

**Certificate Number** 20200312 – E31519  
**Report Reference** E31519 - 20091029  
**Issue Date** 2020-MARCH-12

Definite purpose ratings:

Horsepower for Types 3RT2015, 3RT2016 (AC Air Conditioning), 30,000 cycles

Voltage	1-ph	3-ph	FLA/LRA
110/120 V	1/3	--	7.2 / 43.2
208 V	1	--	8.8 / 52.8
220/240 V	1	--	8.0 / 48.0
208 V	--	1	4.6 / 33
220/240 V	--	3	9.6 / 64.0
440/480 V	--	5	7.6 / 46.0
550/600 V	--	7 1/2	9.0 / 50.8

Max. FLA 16.7 A, Max. LRA 67.4 A (600 V)

Horsepower for Types 3RT2017 (AC Air Conditioning) 30,000 cycles

Voltage	1-ph	3-ph	FLA/LRA
110/120 V	1/2	--	9.8 / 58.8
208 V	1 1/2	--	11.0 / 66.0
220/240 V	2	--	12.0 / 72.0
208 V	--	3	10.6 / 71.0
220/240 V	--	3	9.6 / 64.0
440/480 V	--	7 1/2	11.0 / 63.5
550/600 V	--	10	11.0 / 64.8

Max. FLA 16.7 A, Max. LRA 76.0 A (600 V)

Horsepower for Types 3RT2018 (AC Air Conditioning) 30,000 cycles

Voltage	1-ph	3-ph	FLA/LRA
110/120 V	1	--	16.0 / 96.0
208 V	2	--	13.2 / 79.2
220/240 V	2	--	12.0 / 72.0
208 V	--	3	10.6 / 71.0
220/240 V	--	5	15.2 / 92.0
440/480 V	--	10	14.0 / 81.0
550/600 V	--	10	11.0 / 64.8

Max. FLA 16.7 A, Max. LRA 96.9 A (480 V)

Max. FLA 16.7 A, Max. LRA 76.0 A (600 V)

Auxiliary Contacts – A600/Q600, 24 V dc, 10 A for the basic device and A600/Q600, 24 V dc, 6 A for 1-, 2- or 4-pole auxiliary contact blocks Type 3RH2911 are front or laterally mounted. The auxiliary contact blocks are available as factory assembled (removable or not removable design) or available as separate devices for individual arrangements.

For 3RT2617: A600/Q600, 24 V dc, 10 A for the basic device and A600/Q600, 24 V dc, 6 A for front mounted auxiliary contact.

Coil Ratings - 24 through 600 V ac, 12 through 250 V dc  
 Model 3RT2018 may be marked: "May Replace NEMA Size 0 Contactor" or equivalent.

*B. Mahrenholz*

Bruce Mahrenholz, Assistant Chief Engineer, Global Inspection and Field Services

UL LLC

Any information and documentation involving UL Mark services are provided on behalf of UL LLC (UL) or any authorized licensee of UL. For questions, please contact a local UL Customer Service Representative at [www.ul.com/contactus](http://www.ul.com/contactus)



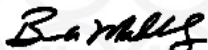
# CERTIFICATE OF COMPLIANCE

**Certificate Number** 20200312 – E31519  
**Report Reference** E31519 - 20091029  
**Issue Date** 2020-MARCH-12

Standard Short Circuit Ratings:

Type No.	Fuse		comb. Motor Cntrl. 3RV2.1 or 3RV2.2 <sup>1)</sup>			Short Circuit Current	Voltage
	Class K5, RK5 or CC	Class J					
3RT201, LEN00B003...B	45 A	60 A	12.5 A 16 A			5 kA 5 kA	600 V 480 V
3RT231, LEN00B004...B	45 A	60 A	12.5 A 16 A			5 kA 5 kA	600 V 480 V
3RT251	45 A	60 A	12.5 A 16 A			5 kA 5 kA	600 V 480 V
3RT2617	40 A	-	-			5 kA	600 V

Type No.	Circuit Breaker				Short Circuit Current	Voltage
	Bkr TM 3RV1742	Bkr TM 3RV1721, 3RV1821	Bkr TM 3RV27, 3RV28	Bkr TM NGG, NEG/HEG ED63B		
3RT201 LEN00B003...B	50 A	8 A 22 A	12.5 A 22 A		5 kA 5 kA	600 V 480 V
3RT231, LEN00B004...B	50 A	8 A 22 A	12.5 A 22 A		5 kA 5 kA	600 V 480 V
3RT251	50 A	8 A 22 A	12.5 A 22 A		5 kA 5 kA	600 V 480 V
3RT2018				30 A	5 kA	600 V



Bruce Mahrenholz, Assistant Chief Engineer, Global Inspection and Field Services

UL LLC

Any information and documentation involving UL Mark services are provided on behalf of UL LLC (UL) or any authorized licensee of UL. For questions, please contact a local UL Customer Service Representative at [www.ul.com/contactus](http://www.ul.com/contactus)





# CERTIFICATE OF COMPLIANCE

**Certificate Number** 20200312 – E31519  
**Report Reference** E31519 - 20091029  
**Issue Date** 2020-MARCH-12

High Capacity Short Circuit Ratings:

Type No.	Fuse Class J	Comb. Mtr. Ctr. 3RV2.1 or 3RV2.2 <sup>1)</sup>	Circuit Breaker				Short Circuit	Voltage
			Bkr TM 3RV1742	Bkr TM 3RV1721, 3RV1821	Bkr TM 3RV27, 3RV28	Bkr I		
3RT2015	25 A					-	100 kA	600 V
			10 A			-	42 kA	480 V
				22 A	22 A	-	50 kA	480 V
			16 A		15 A	-	65 kA	480 V
3RT2016, LEN00B003... B	35 A			8 A	12.5 A	-	10 kA	600 V
			12.5 A			-	30 kA	600 V
				10 A		-	100 kA	600 V
					22 A	22 A	-	50 kA
3RT2017	45 A					-	65 kA	480 V
			16 A		15 A	-	10 kA	600 V
				8 A	12.5 A	-	10 kA	600 V
			12.5 A			-	30 kA	600 V
3RT2018	60 A					-	100 kA	600 V
			10 A			-	42 kA	480 V
				22 A	22 A	-	50 kA	480 V
			16 A		15 A	-	65 kA	480 V
3RT2315	25 A			8 A	12.5 A	-	10 kA	600 V
			12.5 A			-	30 kA	600 V
						-	100 kA	600 V
				10 A		-	42 kA	480 V
3RT2316, LEN00B004... B	35 A			22 A	22 A	-	50 kA	480 V
						-	65 kA	480 V
			16 A		15 A	-	10 kA	600 V
			12.5 A		8 A	12.5 A	-	10 kA

*B. Mahrenholz*

Bruce Mahrenholz, Assistant Chief Engineer, Global Inspection and Field Services

UL LLC

Any information and documentation involving UL Mark services are provided on behalf of UL LLC (UL) or any authorized licensee of UL. For questions, please contact a local UL Customer Service Representative at [www.ul.com/contactus](http://www.ul.com/contactus)



# CERTIFICATE OF COMPLIANCE

**Certificate Number** 20200312 – E31519  
**Report Reference** E31519 - 20091029  
**Issue Date** 2020-MARCH-12

3RT2317	45 A						100 kA	600 V
			10 A				-	42 kA
				22 A	22 A		-	50 kA
		16 A			15 A		-	65 kA
				8 A	12.5 A		-	10 kA
		12.5 A					-	30 kA

Type No.	Fuse Class J	Comb. Mtr. Ctr. 3RV2.1 or 3RV2.2 <sup>1)</sup>	Circuit Breaker				Short Circuit	Voltage
			Bkr TM 3RV1742	Bkr TM 3RV1721, 3RV1821	Bkr TM 3RV27, 3RV28	Bkr I		
3RT2515	25 A						-	100 kA
			10 A				-	42 kA
				22 A	22 A		-	50 kA
		16 A			15 A		-	65 kA
				8 A	12.5 A		-	10 kA
		12.5 A					-	30 kA
3RT2516	35 A						-	100 kA
			10 A				-	42 kA
				22 A	22 A		-	50 kA
		16 A			15 A		-	65 kA
				8 A	12.5 A		-	10 kA
		12.5 A					-	30 kA
3RT2517	45 A						-	100 kA
			10 A				-	42 kA
				22 A	22 A		-	50 kA
		16 A			15 A		-	65 kA
				8 A	12.5 A		-	10 kA
		12.5 A					-	30 kA
3RT2518	60 A						-	100 kA
			10 A				-	42 kA
				22 A	22 A		-	50 kA
		16 A			15 A		-	65 kA
				8 A	12.5 A		-	10 kA
		12.5 A					-	30 kA

1) The 3RV2.1 or 3RV2.2 in combination with contactors 3RT2 are also evaluated as Combination Motor Controllers Type F.

*B. Mahrenholz*

Bruce Mahrenholz, Assistant Chief Engineer, Global Inspection and Field Services

UL LLC

Any information and documentation involving UL Mark services are provided on behalf of UL LLC (UL) or any authorized licensee of UL. For questions, please contact a local UL Customer Service Representative at [www.ul.com/contactus](http://www.ul.com/contactus)



# CERTIFICATE OF COMPLIANCE

**Certificate Number**    20200312 – E31519  
**Report Reference**      E31519 - 20091029  
**Issue Date**              2020-MARCH-12

		CB					
		Thermal magnetic <sup>1)</sup>					
Contactor	OLR	OLR Current range	NGG	NEG/HEG	ED63B	Current	Voltage
3RT2018	-	-	30 A	30 A	-	25 kA	480 V
In combination with electronic overload relays type 3RB3							
3RT2018	3RB3016-1RB0	0.1 - 0.4 A	15 A	15 A	-	25 kA	480 V
	3RB3016-1TB0	0.32 - 1.25 A	15 A	15 A	-	25 kA	480 V
	3RB3016-1PB0	1 - 4 A	15 A	15 A	-	25 kA	480 V
	3RB3016-1SB0	3 - 12 A	20 A	20 A	-	25 kA	480 V
	3RB3016-1TB0	4 - 16 A	30 A	30 A	-	25 kA	480 V
In combination with thermal overload relays type 3RU2							
3RT2018	3RU2116-0AB0	0.11 - 0.16 A	15 A	15 A	15 A	25 kA	480 V
	3RU2116-0BB0	0.14 - 0.20 A	15 A	15 A	15 A	25 kA	480 V
	3RU2116-0CB0	0.18 - 0.25 A	15 A	15 A	15 A	25 kA	480 V
	3RU2116-0DB0	0.22 - 0.32 A	15 A	15 A	15 A	25 kA	480 V
	3RU2116-0EB0	0.28 - 0.40 A	15 A	15 A	15 A	25 kA	480 V
	3RU2116-0FB0	0.35 - 0.50 A	15 A	15 A	15 A	25 kA	480 V
	3RU2116-0GB0	0.45 - 0.63 A	15 A	15 A	15 A	25 kA	480 V
	3RU2116-0HB0	0.55 - 0.80 A	15 A	15 A	15 A	25 kA	480 V
	3RU2116-0JB0	0.70 - 1.00 A	15 A	15 A	15 A	25 kA	480 V
	3RU2116-0KB0	0.90 - 1.25 A	15 A	15 A	15 A	25 kA	480 V
	3RU2116-1AB0	1.10 - 1.60 A	15 A	15 A	15 A	25 kA	480 V
	3RU2116-1BB0	1.40 - 2.00 A	15 A	15 A	15 A	25 kA	480 V
	3RU2116-1CB0	1.80 - 2.50 A	15 A	15 A	15 A	25 kA	480 V
	3RU2116-1DB0	2.20 - 3.20 A	15 A	15 A	15 A	25 kA	480 V
	3RU2116-1EB0	2.80 - 4.00 A	15 A	15 A	15 A	25 kA	480 V
	3RU2116-1FB0	3.50 - 5.00 A	15 A	15 A	15 A	25 kA	480 V
	3RU2116-1GB0	4.50 - 6.30 A	15 A	15 A	15 A	25 kA	480 V
	3RU2116-1HB0	5.50 - 8.00 A	15 A	15 A	15 A	25 kA	480 V
3RU2116-1JB0	7.00 - 10.00 A	20 A	20 A	20 A	25 kA	480 V	
3RU2116-1KB0	9.00 - 12.50 A	25 A	25 A	25 A	25 kA	480 V	
3RU2116-4AB0	11.00 - 16.00 A	30 A	30 A	35 A	25 kA	480 V	
In combination with monitoring relays type 3RR2							
3RT2018	3RR2	1.6 - 16 A	30 A	30 A	-	25 kA	480 V

1) Siemens listed Circuit breaker types NGG, NEG, HEG or ED63B

*B. Mahrenholz*

Bruce Mahrenholz, Assistant Chief Engineer, Global Inspection and Field Services

UL LLC

Any information and documentation involving UL Mark services are provided on behalf of UL LLC (UL) or any authorized licensee of UL. For questions, please contact a local UL Customer Service Representative at [www.ul.com/contactus](http://www.ul.com/contactus)



# CERTIFICATE OF COMPLIANCE

**Certificate Number** 20200312 – E31519  
**Report Reference** E31519 - 20091029  
**Issue Date** 2020-MARCH-12

Group Installation:

Maximum Short-circuit rating in Group Installations (only in combination with Manual Motor Controller 3RV2)

Type No.	Man Mtr. Ctr. 3RV2.1 or 3RV2.2	Man Mtr. Ctr. 3RV2.23	Short Circuit	Voltage
3RT201	16 A <sup>1)</sup>	-	65 kA	480 V
	12.5 <sup>2)</sup>	16 A <sup>3)</sup>	30 kA	600 V
3RT231	16 A <sup>1)</sup>	-	65 kA	480 V
	12.5 <sup>2)</sup>	16 A <sup>3)</sup>	30 kA	600 V
3RT251	16 A <sup>1)</sup>	-	65 kA	480 V
	12.5 <sup>2)</sup>	16 A <sup>3)</sup>	30 kA	600 V

1) Branch Circuit Protective Device The appropriate BCPD need to be determined in accordance with the National Electrical Code, Article 430-53 and the application. The following devices are permitted:

Fuses: Classes RK1, RK5, J, G, T, CC or Circuit breakers: Listed Siemens type, with a marked short-circuit rating equal or larger than the available short-circuit current rating

These devices were tested for group installation use at the above levels without any upstream branch circuit device.

2) Branch Circuit Protective Device: Max. Fuse Size 100 A, Class J

3) Branch Circuit Protective Device: Max. Fuse Size 60 A, Class J



Bruce Mahrenholz, Assistant Chief Engineer, Global Inspection and Field Services

UL LLC

Any information and documentation involving UL Mark services are provided on behalf of UL LLC (UL) or any authorized licensee of UL. For questions, please contact a local UL Customer Service Representative at [www.ul.com/contactus](http://www.ul.com/contactus)



# CERTIFICATE OF COMPLIANCE


**Certificate Number** 20200312 – E31519  
**Report Reference** E31519 - 20091029  
**Issue Date** 2020-MARCH-12

Standard Short Circuit Ratings  
 Type 2 coordination according to UL 60947-4-1A

Type No.	Comb. Mtr. Ctr. 3RV2.1 or 3RV2.2	Circuit Breaker Bkr TM 3RV27, 3RV28	Fuse		Short Circuit Current	Voltage
			Class K5, RK5 or CC	Class J		
3RT2.1.-1	-	-	6 A	30 A	5 kA	600 V
3RT2.1.-2	-	-	3 A	30 A	5 kA	600 V
3RT2.1	2 A	2 A	-	-	5 kA	600 V
	-	3.2 A	-	-	5 kA	480 V
3RT2.1.-1	3.2 A	-	-	-	5 kA	480 V

High Capacity Short Circuit Ratings  
 Type 2 coordination according to UL 60947-4-1A

Type No.	Comb. Mtr. Ctr. 3RV2.1 or 3RV2.2	Circuit Breaker Bkr TM 3RV27, 3RV28	Fuse Class J	Short Circuit Current	Voltage
	-	2 A	-	10 kA	600 V
	2 A	-	-	30 kA	600 V
	2 A	2 A	-	65 kA	480 V



Bruce Mahrenholz, Assistant Chief Engineer, Global Inspection and Field Services

UL LLC

Any information and documentation involving UL Mark services are provided on behalf of UL LLC (UL) or any authorized licensee of UL. For questions, please contact a local UL Customer Service Representative at [www.ul.com/contactus](http://www.ul.com/contactus)



# CERTIFICATE OF COMPLIANCE

**Certificate Number** 20200312 – E31519  
**Report Reference** E31519 - 20091029  
**Issue Date** 2020-MARCH-12

## NOMENCLATURE BREAKDOWN:

3RT20	15	-1	A	B4	0	-....
I	II	III	IV	V	VI	VII

### I. Basic Type

3RT20 - 3 main contacts + 1 to 5 auxiliary contacts  
3RT23 - 4 NO main contacts + 1 to 4 auxiliary contacts  
3RT25 - 2 NO + 2NC main contacts + 1 to 4 auxiliary contacts  
3RT26 - 3 main contacts + 2 auxiliary contact

### II. Size S00

#### 3RT20:

15 - rated 3 hp at 480 V  
16 - rated 5 hp at 480 V  
17 - rated 7 1/2 hp at 480 V  
18 - rated 10 hp at 480 V

#### 3RT23:

15 - rated AC Resistance 16 A at 600 V  
16 - rated AC Resistance 18 A at 600 V  
17 - rated AC Resistance 20 A at 600 V

#### 3RT25:

15 - rated 3 hp at 480 V  
16 - rated 5 hp at 480 V  
17 - rated 7 1/2 / 5 hp at 480 V  
18 - rated 10 / 5 hp at 480 V

#### 3RT26:

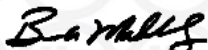
17 - rated 14 kVar at 480 V

### III. Type of Terminals

1 - Screw Terminal  
2 - Spring Terminal  
4 - Ring lug terminals (Wire binding Screw)

### IV. Operating system

A - AC operating system  
B - DC operating system  
H - DC operating system; operating limits 0.7 ... 1.25 x operating voltage  
F - DC operating system with integrated diode  
J - DC operating system with integrated diode; operating limits 0.7 ... 1.25 x operating voltage, for devices between 24 V and 110 V only.  
G - DC operating system with integrated bridge rectifier for AC control voltage  
P - AC operating system with integrated suppressor Diode  
S or U - DC operating system with integrated suppressor diode  
K - DC operating system with integrated suppressor diode; operating limits 0.7 ... 1.25 x operating voltage  
L - DC operating system with integrated varistor; operating limits 0.7 ... 1.25 x operating voltage \*



Bruce Mahrenholz, Assistant Chief Engineer, Global Inspection and Field Services

UL LLC

Any information and documentation involving UL Mark services are provided on behalf of UL LLC (UL) or any authorized licensee of UL. For questions, please contact a local UL Customer Service Representative at [www.ul.com/contactus](http://www.ul.com/contactus)



# CERTIFICATE OF COMPLIANCE

**Certificate Number** 20200312 – E31519  
**Report Reference** E31519 - 20091029  
**Issue Date** 2020-MARCH-12

Q - Identifies factory assembled EMC protective device; operating limits 0.7 ... 1.25 x operating voltage  
C, D, E, I, N, O, R, T, X, Y or Z – Identifies factory assembled EMC protective device.  
The versions -M, -V and -W are excluded and described on the following pages. The versions differ with regards to the coil voltage.

M - DC operating system  
V - DC operating system with integrated diode  
W - Identifies factory assembled EMC protective device

V. Operating voltage

24 V ac through 600 V ac  
12 V dc through 250 V dc

VI. Auxiliary Contact Arrangements

3RT201:

0 - non auxiliary contact

1 - 1 normally open

2 - 1 normally closed

3 - 1 normally open and 1 normally closed

4 - 2 normally open and 2 normally closed

6 - 2 normally open and 3 normally closed

7 - 3 normally open and 2 normally closed

8 - any other, individual auxiliary contact arrangements

3RT261:

3 - 1 normally open and 1 normally closed

4 - 2 normally open


5 - 2 normally closed

VII. Suffix letters and/or numbers specified commercial variations

-OCC0 – contactor with communication interface

-OLA0 – contactors with factory assembled resistor

-.... – any other commercial variation



Bruce Mahrenholz, Assistant Chief Engineer, Global Inspection and Field Services

UL LLC

Any information and documentation involving UL Mark services are provided on behalf of UL LLC (UL) or any authorized licensee of UL. For questions, please contact a local UL Customer Service Representative at [www.ul.com/contactus](http://www.ul.com/contactus)



# CERTIFICATE OF COMPLIANCE

**Certificate Number** 20200312 – E31519  
**Report Reference** E31519 - 20091029  
**Issue Date** 2020-MARCH-12

LEN00B003    024    B  
I                    II                    III

I. Basic Type

LEN00B003 - 3 main contacts + 1 to 5 auxiliary contacts type 3RH2911  
LEN00B004 - 4 NO main contacts + 1 to 4 auxiliary contacts type 3RH2911

II. Operating system and voltage

... - AC operating system, operating voltage 24 V ac through 600V ac

III. Type of Terminals

B - Screw Terminal



Bruce Mahrenholz, Assistant Chief Engineer, Global Inspection and Field Services

UL LLC

Any information and documentation involving UL Mark services are provided on behalf of UL LLC (UL) or any authorized licensee of UL. For questions, please contact a local UL Customer Service Representative at [www.ul.com/contactus](http://www.ul.com/contactus)

