

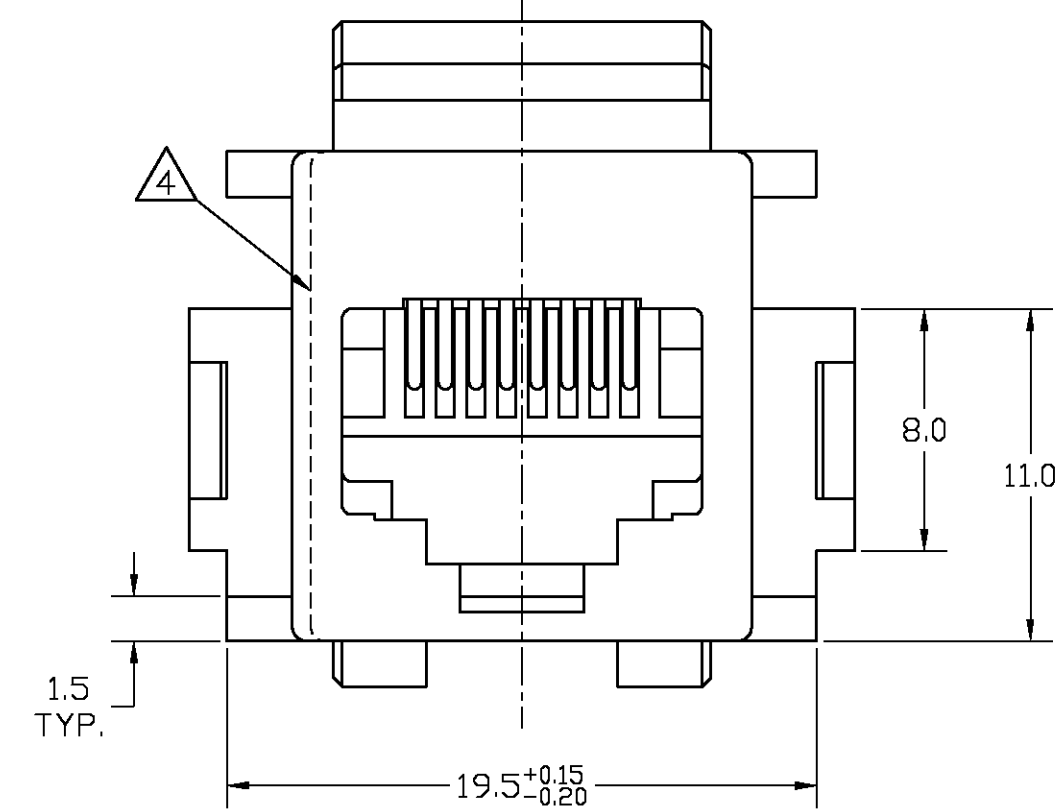
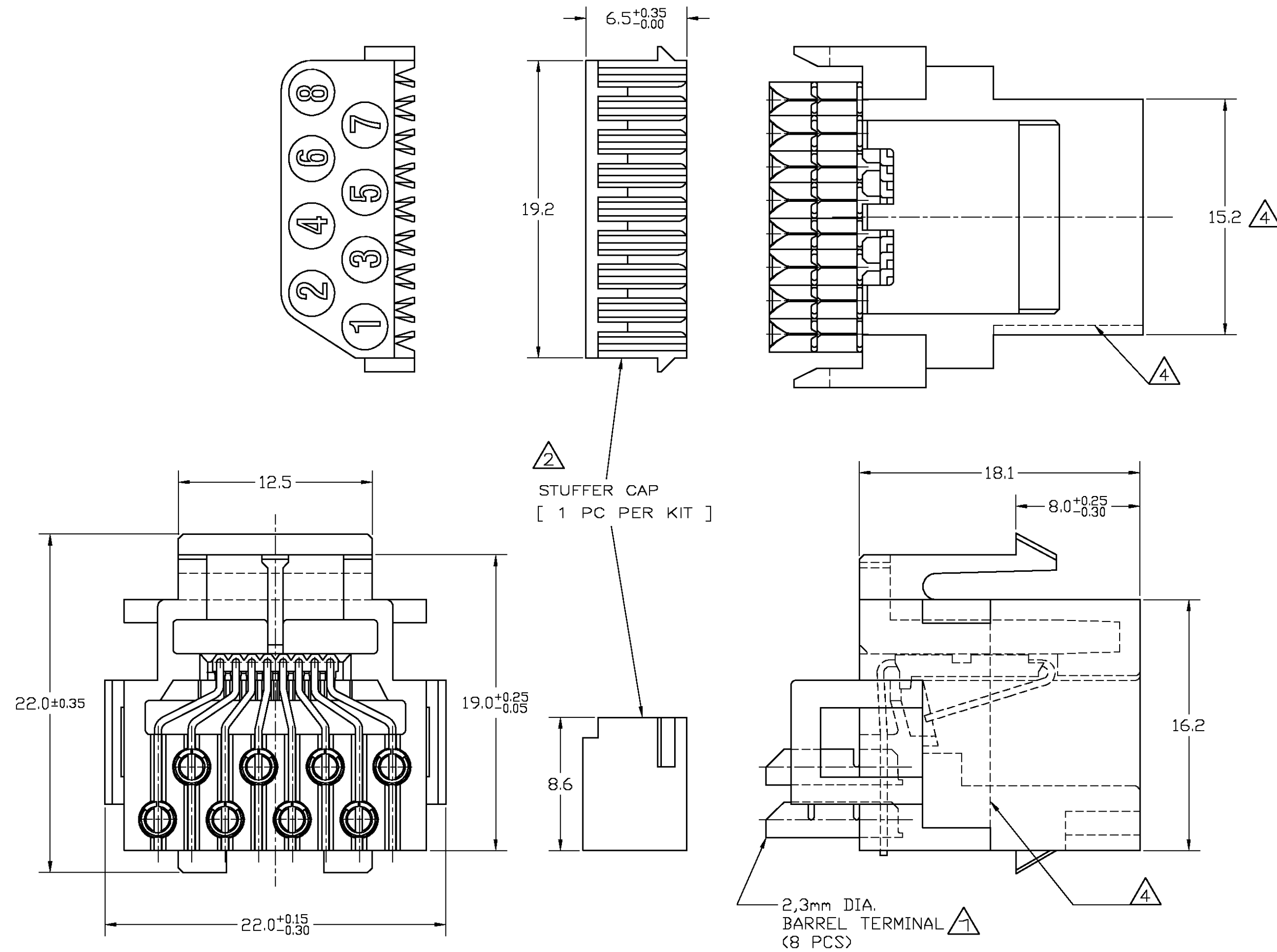
DO NOT SCALE
DIMENSIONS IN mm

METRIC

THIRD ANGLE
PROJECTION

NOTES:

- ① BARREL TERMINALS WILL ACCEPT ONE OR TWO WIRES OF THE SAME SIZE PER TERMINAL.
WIRE SIZE FOR SOLID AND STRANDED WIRES:
0,12 mm² (26 AWG)–0,35 mm² (22 AWG).
MAXIMUM INSULATION DIA. 1,2 mm.
- ② STUFFER CAP IS SHIPPED NOT ASSEMBLED.
- ③ MATERIALS: STUFFER CAP – A.B.S. UL 94HB
BARREL TERMINALS – PHOS.BRONZE, PRE-TINPLATED.
CONTACTS – PHOS.BRONZE, PLATED 1,25μm
SELECTIVE GOLD OVER 1,25μm NICKEL.
HOUSING – PBT, UL 94HB
- ④ FOR 216005-4 DIMENSION 15,2 IS 14,6 ,
CORRESPONDING WITH THE MARKED DASH LINES

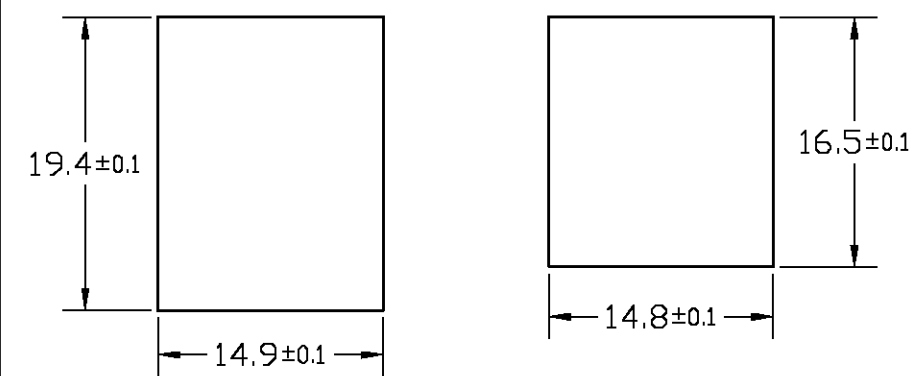
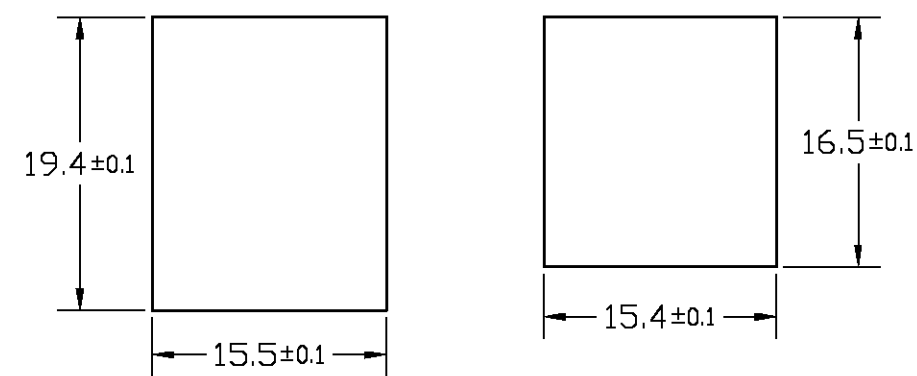


SUGGESTED PANEL CUTOUT DIMENSIONS

SCALE 2 : 1

X-216005-1

X-216005-4 AND X-216005-5



CUTOUT FOR
BACK PANEL
MOUNTING

CUTOUT FOR
FRONT PANEL
MOUNTING

CUTOUT FOR
BACK PANEL
MOUNTING

CUTOUT FOR
FRONT PANEL
MOUNTING

PANEL THICKNESS: 1,6 mm NOMINAL

TOLERANCE: ±0,15 UNLESS SPECIFIED OTHERWISE

500 PCS. IN A BOX		SEE NOTE ③		HOUSING COLOR: BLACK SEE NOTE ③		216005-4	
						216005-1	
PACKAGING		FINISH		MATERIAL		PARTNUMBER	
P SR10-0119-01		KV KV		23 APR 01		CUSTOMER DRAWING FOR REFERENCE ONLY WILL NOT BE UPDATED	
N H-8262		J.T. J.T.		11 OCT 94		© COPYRIGHT 19 BY AMP HOLLAND B.V. ALL INTERNATIONAL RIGHTS RESERVED. AMP PRODUCTS MAY BE COVERED BY U.S. AND FOREIGN AND/OR PATENTS PENDING.	
M H-8262		J.T. J.T.		22 OCT 93		THIS DRAWING IS UNPUBLISHED RELEASED FOR PUBLICATION	
L H-8262		D.K. J.T.		19 MAR 93		Tyco Electronics Corporation Oostkamp - BELGIUM	
K H-8262		J.v.L. J.T.		04 NOV 91		NAME	
J H-8262		JvdH W.B.		23 JUL 93		TOOLLESS MODULAR JACK KIT	
LTR. REVISION RECORD		DR. CHK. DATE				8 POS., FOR DISCRETE WIRES	
DR.: J.V.LIEMPT DATE: 21 JAN 91		CHK.: W.BRUMMANS DATE:		APP.: L. SOEST DATE: 12 OCT 99		DWG.No. C-216005	
				REV.LTR. P		SHEET 1 OF 1	
11		10		9		8	
7		6		5		4	
3		2		1		A2	