



Figure can vary

Part no.: 68020112
MLC500T14-1200G
Safety light curtain transmitter



Contents

- Technical data
- Dimensioned drawings
- Electrical connection
- Suitable receivers
- Part number code
- Notes
- Accessories

Technical data

| Basic data | |
|----------------------------------|---|
| Series | MLC 500 |
| Device type | Transmitter |
| Cascading | Guest |
| Contains | 2x BT-NC sliding block |
| Application | Finger protection |
| Characteristic parameters | |
| Type | 4 , IEC/EN 61496 |
| SIL | 3 , IEC 61508 |
| SILCL | 3 , IEC/EN 62061 |
| Mission time T _M | 20 years , EN ISO 13849-1 |
| Protective field data | |
| Resolution | 14 mm |
| Protective field height | 1,200 mm |
| Operating range | 0 ... 6 m |
| Optical data | |
| Number of beams | 120 Piece(s) |
| Light source | LED , Infrared |
| LED light wavelength | 940 nm |
| Transmitted-signal shape | Pulsed |
| LED group | Exempt group in acc. with EN 62471:2008 |
| Connection | |
| Number of connections | 1 Piece(s) |
| Connection 1 | |
| Type of connection | Cable with connector |
| Function | Cascade, Host In Cascade, Middle Guest In |
| Cable length | 330 mm |
| Sheathing material | PUR |
| Thread size | M12 |
| Material | Plastic |
| No. of pins | 8 -pin |
| Mechanical data | |
| Dimension (W x H x L) | 29 mm x 1,214 mm x 53 mm |
| Housing material | Metal , Aluminum |
| Lens cover material | Plastic / PMMA |
| Material of end caps | Diecast zinc |
| Net weight | 1,323 g |
| Housing color | Yellow, RAL 1021 |
| Type of fastening | Groove mounting Mounting bracket Swivel mount |
| Environmental data | |

Part no.: 68020112 – MLC500T14-1200G – Safety light curtain transmitter

| | |
|------------------------------------|---------------|
| Ambient temperature, operation | 0 ... 55 °C |
| Ambient temperature, storage | -30 ... 70 °C |
| Relative humidity (non-condensing) | 0 ... 95 % |

Certifications

| | |
|----------------------|--------------------------------------|
| Degree of protection | IP 65 |
| Protection class | III |
| Certifications | c CSA US c TÜV NRTL US TÜV Süd |
| Vibration resistance | 50 m/s ² |
| Shock resistance | 100 m/s ² |
| US patents | US 6,418,546 B |

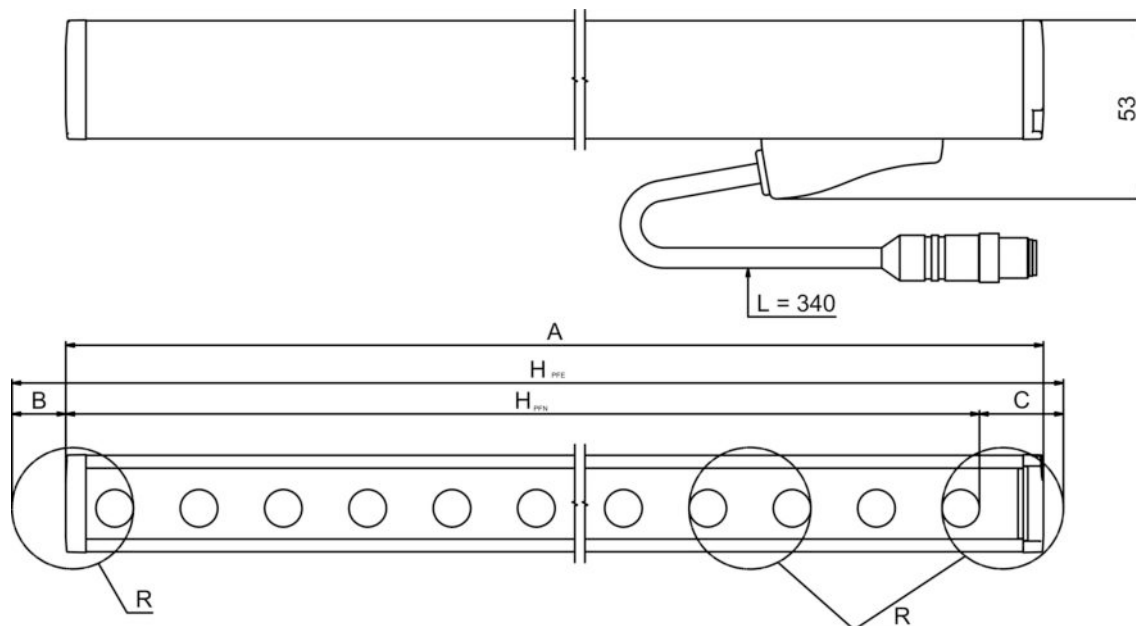
Classification

| | |
|-----------------------|----------|
| Customs tariff number | 85365019 |
| eCl@ss 8.0 | 27272704 |
| eCl@ss 9.0 | 27272704 |
| ETIM 5.0 | EC002549 |
| ETIM 6.0 | EC002549 |

Dimensioned drawings

All dimensions in millimeters

Calculation of the effective protective field height $H_{PFE} = H_{PFN} + B + C$



H_{PFE} Effective protective field height = 1212 mm

H_{PFN} Nominal protective field height = 1200 mm

A Total height = 1214 mm

B 6 mm


C 6 mm

R Effective protective field height H_{PFE} goes beyond the dimensions of the optics area to the outer borders of the circles labeled with R.

Electrical connection

| Connection 1 | |
|--------------------|--|
| Type of connection | Cable with connector |
| Function | Cascade, Host In Cascade, Middle Guest In |
| Cable length | 330 mm |
| Sheathing material | PUR |
| Cable color | Black |
| Type of stranding | Pair stranding (twisted pair) |
| Wire cross section | 0.14 mm ² |
| Thread size | M12 |
| Type | Male |
| Material | Plastic |
| No. of pins | 8 -pin |
| Encoding | A-coded |

Suitable receivers

| | Part no. | Designation | Article | Description |
|--|----------|-----------------|-------------------------------|---|
|  | 68021112 | MLC520R14-1200G | Safety light curtain receiver | Resolution: 14 mm Protective field height: 1,200 mm Response time: 25 ms Connection: Cable with connector, M12, Plastic, 8 -pin, 330 mm, PUR |

Part number code

 Part designation: **MLCxyy-za-hhhhei-ooo**

| MLC | Safety light curtain |
|-----|--|
| x | Series: 3: MLC 300 5: MLC 500 |
| yy | Function classes: 00: transmitter 01: transmitter (AIDA) 02: transmitter with test input 10: basic receiver - automatic restart 11: basic receiver - automatic restart (AIDA) 20: standard receiver - EDM/RES selectable 30: extended receiver - blanking/muting |
| z | Device type: T: transmitter R: receiver |
| a | Resolution: 14: 14 mm 20: 20 mm 30: 30 mm 40: 40 mm 90: 90 mm |
| hhh | Protective field height: 150 ... 3000: from 150 mm to 3000 mm |
| e | Host/Guest (optional): H: Host MG: Middle Guest G: Guest |
| i | Interface (optional): /A: AS-i |

Part no.: 68020112 – MLC500T14-1200G – Safety light curtain transmitter

| | |
|-----|---|
| MLC | Safety light curtain |
| 000 | Option: /V: high Vibration-proof EX2: explosion protection (zones 2 + 22) SPG: Smart Process Gating |

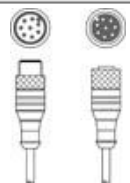
| |
|---|
| Note |
| A list with all available device types can be found on the Leuze electronic website at www.leuze.com . |

Notes


| |
|---|
| Observe intended use! |
| <ul style="list-style-type: none"> The product may only be put into operation by competent persons. Only use the product in accordance with its intended use. |

Accessories


Connection technology - Interconnection cables

| | Part no. | Designation | Article | Description |
|---|----------|------------------|-----------------------|--|
|  | 429278 | CB-M12-2000E-8TP | Interconnection cable | Connection 1: Connector, M12, Axial, Female, A-coded, 8 -pin Connection 2: Connector, M12, Axial, Male, A-coded, 8 -pin Shielded: Yes Cable length: 2,000 mm Sheathing material: PUR |

Mounting technology - Mounting brackets


| | Part no. | Designation | Article | Description |
|---|----------|-------------|---------------------|--|
|  | 429006 | BT-2L-HG | Mounting device set | Mounting bracket, at device: Screw type Material: Metal |

Mounting technology - Swivel mounts



| | Part no. | Designation | Article | Description |
|---|----------|-------------|----------------------|---|
|  | 429395 | BT-2HF-G | Mounting bracket set | Contains: 2x BT-HF swivel mount, 2 cylinders for mounting on the light curtain Fastening, at system: Through-hole mounting Mounting bracket, at device: Clampable Type of mounting device: Turning, 360° Material: Metal, Plastic |

Part no.: 68020112 – MLC500T14-1200G – Safety light curtain transmitter

Alignment aids

| | Part no. | Designation | Article | Description |
|---|----------|-------------|---------------|---------------------------|
|  | 520101 | AC-ALM-M | Alignment aid | Housing material: Plastic |

Services

| | Part no. | Designation | Article | Description |
|---|----------|-------------|---|---|
|  | S981050 | CS40-I-140 | Safety inspection "Safety light barriers" | <p>Details: Checking of a safety light barrier application in accordance with current standards and guidelines. Inclusion of the device and machine data in a database, production of a test log per application.</p> <p>Conditions: It must be possible to stop the machine, support provided by customer's employees and access to the machine for Leuze employees must be ensured.</p> <p>Restrictions: Travel costs and accommodation expenses charged separately and according to expenditure.</p> |
|  | S981046 | CS40-S-140 | Start-up support | <p>Details: For safety devices including stopping time measurement and initial inspection.</p> <p>Conditions: Devices and connection cables are already mounted, price not including travel costs and, if applicable, accommodation expenses.</p> <p>Restrictions: Max. 2 h., no mechanical (mounting) and electrical (wiring) work performed, no changes (attachments, wiring, programming) to third-party components in the nearby environment.</p> |

Note

A list with all available accessories can be found on the Leuze electronic website in the Download tab of the article detailed page.