



BASIC UNIT SIMOCODE PRO S PROFIBUS DP
 INTERFACE 1,5 MBIT/S, 4I/2O FREELY
 PARAMETERIZABLE; US: AC/DC 110-240V; INPUT F.
 THERMISTOR MOTOR PROTECTION; RELAY
 OUTPUTS MONOSTABLE; EXPANDABLE BY ONE
 EXPANSION MODULE

Figure similar

product brand name		SIRIUS
Product designation		SIMOCODE pro S Motor Management System
Design of the product		Basic device 0

General technical data:

Active power loss total typical	W	5
Insulation voltage		
• with degree of pollution 3 Rated value	V	300
• Rated value	V	300
Shock resistance		
• acc. to IEC 60068-2-27		15g / 11 ms
Vibration resistance		1-6 Hz / 15 mm; 6-500 Hz / 2 g
Surge voltage resistance Rated value	V	4 000
Mechanical service life (switching cycles)		
• typical		10 000 000
Electrical endurance (switching cycles)		
• typical		100 000
Protection class IP		IP20
Equipment marking		
• acc. to DIN EN 61346-2		F
• acc. to DIN EN 81346-2		F

Electromagnetic compatibility:

EMC emitted interference		
• acc. to IEC 60947-1		class A
EMI immunity acc. to IEC 60947-1		corresponds to degree of severity 3

Conducted interference due to burst acc. to IEC 61000-4-4		2 kV (power ports) / 1 kV (signal ports)
Conducted interference due to conductor-earth surge acc. to IEC 61000-4-5		2 kV
Conducted interference due to conductor-conductor surge acc. to IEC 61000-4-5		1 kV
Conducted interference due to high-frequency radiation acc. to IEC 61000-4-6		10 V
Field-bound parasitic coupling acc. to IEC 61000-4-3		10 V/m
Electrostatic discharge acc. to IEC 61000-4-2		6 kV contact discharge / 8 kV air discharge

Inputs/ Outputs:

Number of inputs		4
• for thermistor connection		1
Number of digital inputs		4
• with a common reference potential		
Digital input version		Yes
• Type 1 acc. to IEC 61131		
Number of outputs		2
Number of outputs as contact-affected switching element		2
Number of semiconductor outputs		0

Motor protection functions:

Product function overload protection		Yes
Product function Evaluation of thermistor motor protection		Yes

Motor control functions:

Product function		
• parameterizable overload relay		Yes
• circuit breaker control		Yes
• direct start		Yes
• reverse starting		Yes
• star-delta circuit		Yes
• star-delta reversing circuit		No
• Dahlander circuit		No
• Dahlander reversing circuit		No
• pole-changing switch circuit		No
• pole-changing switch reversing circuit		No
• Slide control		No
• valve control		No

Communication/ Protocol:

Product function Bus communication		Yes
Protocol is supported		

<ul style="list-style-type: none"> • PROFIBUS DP protocol • PROFINET IO protocol • PROFI-safe protocol • LLDP • Address Resolution Protocol (ARP) • SNMP • HTTPS • OPC UA Server • NTP • Media Redundancy Protocol (MRP) 		Yes
		No
		No
		No
		No
		No
		No
		No
		No
		No
Product function		
<ul style="list-style-type: none"> • web server • shared device • at the Ethernet interface Autonegotiation • at the Ethernet interface Autosensing • MRRT redundancy procedure • is supported PROFINET system redundancy • supports PROFINET measured values • supports PROFINET shutdown 		No
		No
		No
		No
		No
		No
		No
		No
Type of electrical connection of the communication interface		Terminal

Installation/ mounting/ dimensions:		
mounting position		any
Mounting type		screw and snap-on mounting
Height	mm	100
Width	mm	22.5
Depth	mm	124.5

Connections/ Terminals:		
Type of electrical connection		screw-type terminals
<ul style="list-style-type: none"> • for auxiliary and control current circuit 		
Product function		Yes
<ul style="list-style-type: none"> • removable terminal for auxiliary and control circuit 		
Type of connectable conductor cross-section		
<ul style="list-style-type: none"> • solid 		1x (0.5 ... 2.5 mm ²), 2x (0.5 ... 1.5 mm ²)
<ul style="list-style-type: none"> • finely stranded with core end processing 		1x (0.5 ... 2.5 mm ²), 2x (0.5 ... 1 mm ²)
<ul style="list-style-type: none"> • for AWG conductors — solid 		1x (20 ... 14), 2x (20 ... 16)
Tightening torque		
<ul style="list-style-type: none"> • with screw-type terminals 	N·m	0.6 ... 0.8
Tightening torque [lbf·in]		

- with screw-type terminals

lbf·in	5.2 ... 7
--------	-----------

Ambient conditions:

Installation altitude at height above sea level maximum	m	4 000
Ambient temperature		
• during operation	°C	-25 ... +60
• during storage	°C	-40 ... +80
• during transport	°C	-40 ... +80
• at installation altitude ≤ 3000m during operation maximum	°C	50
• at installation altitude ≤ 4000 m during operation maximum	°C	40
Relative humidity during operation	%	10 ... 95
Contact rating of the auxiliary contacts acc. to UL		B300 / R300

Short-circuit:

Design of short-circuit protection per output		Fuse links: gG 6 A, quick-response 10 A (IEC 60947-5-1), miniature circuit-breaker C char.: 1.6 A (IEC 60947-5-1) or 6 A (I _K < 500 A)
---	--	---

Safety related data:

Protection against electrical shock		finger-safe
--	--	-------------

Galvanic isolation:

Design of the electrical isolation		Protective separation in accordance with IEC 60947-1 for all circuits
• Note		Test report no. 2668 is to be observed

Main circuit:

Operating voltage		
• with AC		
— at 50 Hz Rated value	V	110 ... 240
— at 60 Hz Rated value	V	110 ... 240
• for DC Rated value		
— maximum	V	240
— minimum	V	110

Control circuit/ Control:





Type of voltage of the control supply voltage		AC/DC
Control supply voltage with AC		
• at 50 Hz Rated value	V	110 ... 240
• at 60 Hz Rated value	V	110 ... 240
Control supply voltage for DC		
• Rated value	V	110 ... 240
Control supply voltage 1		
• for DC Rated value	V	240

• Rated value	Hz	50
Control supply voltage frequency 2 Rated value	Hz	60
Response value of thermoresistor	Ω	3 400 ... 3 800

Supply voltage:

Type of voltage of the supply voltage	AC/DC
---------------------------------------	-------

Certificates/ approvals:

General Product Approval	For use in hazardous locations	Test Certificates		Shipping Approval
	 UL	 ATEX	Special Test Certificate	Type Test Certificates/Test Report
				 ABS

Shipping Approval	other
-------------------	-------

 DNV	 GL	Declaration of Conformity	 Profibus
--	---	---	---

Further information

Information- and Downloadcenter (Catalogs, Brochures,...)

<http://www.siemens.com/industrial-controls/catalogs>

Industry Mall (Online ordering system)

<http://www.siemens.com/industrymall>

Cax online generator

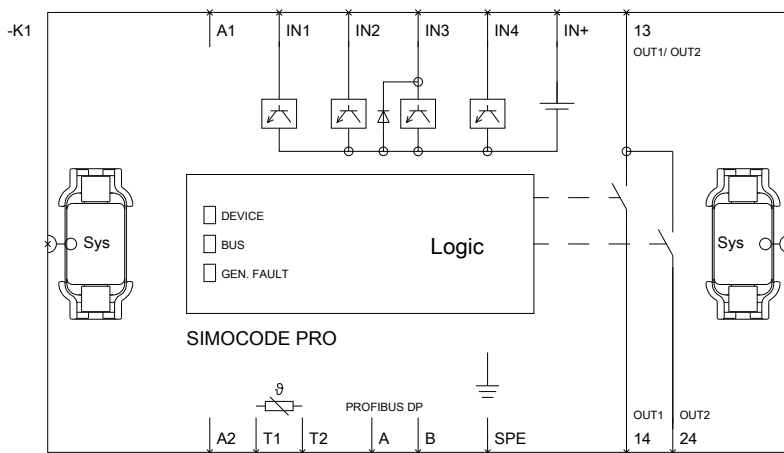
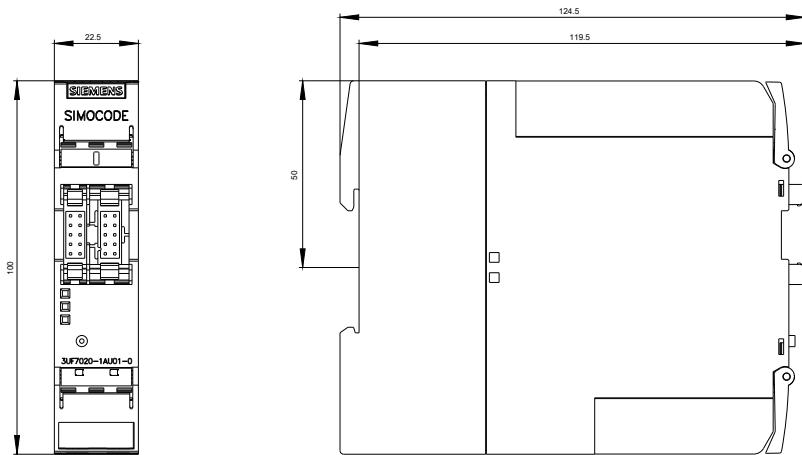
<http://support.automation.siemens.com/WW/CAXorder/default.aspx?lang=en&mlfb=3UF70201AU010>

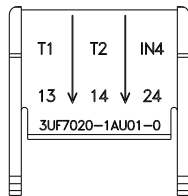
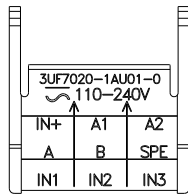
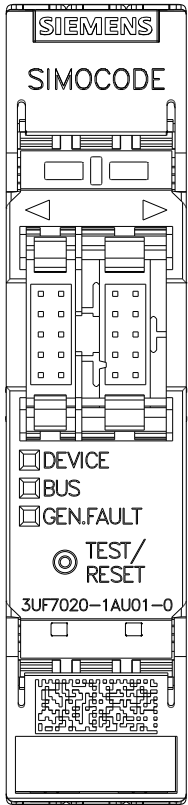
Service&Support (Manuals, Certificates, Characteristics, FAQs,...)

<http://support.automation.siemens.com/WW/view/en/3UF70201AU010/all>

Image database (product images, 2D dimension drawings, 3D models, device circuit diagrams, EPLAN macros, ...)

http://www.automation.siemens.com/bilddb/cax_de.aspx?mlfb=3UF70201AU010&lang=en





last modified:

09.03.2015