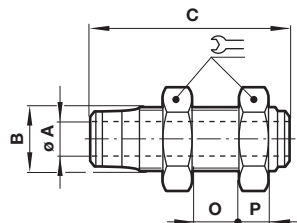


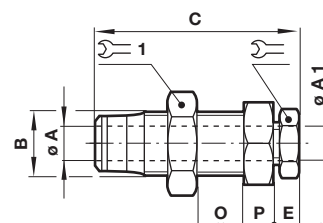
**Bulkhead connector, tube to tube**  
**10029**



Ø A	B	C	O	P		Model
4	M10x1,0	30	12	9	14	100290400
5	M12x1,0	32	14	9	17	100290500
6	M14x1,5	35,5	15	10	19	100290600
8	M16x1,5	36,5	16	10	22	100290800
10	M20x1,5	43,5	14	11	27	100291000
12	M24x1,5	50,5	15	11	30	100291200
14	M24x1,5	50,5	15	11	30	100291400

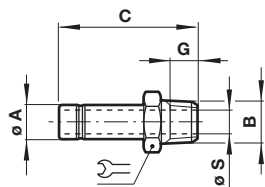
**Mixed bulkhead connector**  
**10031**


Dimensions in mm  
Projection/First angle



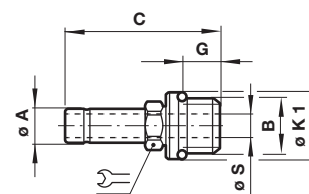
Ø A & Ø A1	B	C	E	O	P			Model
4	M12x1,0	27	6	9,5	9	8	17	100310404
6	M15x1,0	29,5	7	9,5	10	13	22	100310606
8	M18x1,5	33,5	8	11	10	13	24	100310808
10	M20x1,5	40	8	14,5	11	17	27	100311010
12	M24x1,5	44	9	17,5	11	19	30	100311212
14	M26x1,5	46	11,5	18,5	11	22	32	100311414


**Straight stem adaptor, BSP taper**  
**10115**



Ø A	B	C	G	Ø S		Model
4	R1/8	30	7,5	2,1	10	101150418
4	R1/4	33,5	11	2,1	14	101150428
5	R1/8	31	7,5	3,2	11	101150518
5	R1/4	35	11	3,2	14	101150528
6	R1/8	32	7,5	4,1	12	101150618
6	R1/4	35	11	4,1	14	101150628
8	R1/8	33	7,5	7,1	14	101150818
8	R1/4	36,5	11	5,1	14	101150828
8	R3/8	40	12,5	5,1	19	101150838
10	R1/4	40	11	7,7	15	101151028
10	R3/8	45	12,5	7,7	19	101151038
10	R1/2	48	16	8,1	22	101151048
12	R3/8	48	12,5	9,1	19	101151238
12	R1/2	51,5	16	9,1	22	101151248
14	R1/2	51,5	16	11,2	22	101151448

**Straight stem adaptor, BSP parallel**  
**10215**



Ø A	B	C	G	Ø K1	Ø S		Model
4	G1/8	29	5	13,5	2,1	8	102150418
4	G1/4	33	7,5	17,5	2,1	10	102150428
5	G1/8	30,5	5	13,5	3,3	8	102150518
5	G1/4	34	7,5	17,5	3,3	10	102150528
6	G1/8	31	5	13,5	4	8	102150618
6	G1/4	34,5	7,5	17,5	4	10	102150628
8	G1/8	32,5	5	13,5	5	10	102150818
8	G1/4	35,5	7,5	17,5	6	10	102150828
8	G3/8	39	9	21,5	6	13	102150838
10	G1/4	41,5	7,5	17,5	6,5	13	102151028
10	G3/8	43,5	9	21,5	8	13	102151038
10	G1/2	49	12	25,5	8	17	102151048
12	G3/8	48,5	9	21,5	10	17	102151238
12	G1/2	52,5	12	25,5	10	17	102151248
14	G3/8	48,5	9	21,5	10	17	102151438
14	G1/2	52,5	12	25,5	11,5	17	102151448