

With earth contact

JAEGER
Connecteurs

Mai-2003

Industrial Series

- **Receptacle, plug, cable connecting plug**
- **Locking** : Quick connection of the plug by a spring-loaded coupling system 1/6 turn
- **Protection** : IP 50 to IP 54 with potting compound into the shell and gasket under receptacle.
- **Contacts** : 3 to 27 contacts \varnothing 1,6 mm and \varnothing 2,4 mm crimping or soldering type contacts.
- **Max current rating** : 15A \varnothing 1,6mm, 30A \varnothing 2,4 mm, in consideration of the number of contacts carrying the current, their diameters, and the temperature increase which is permissible.

- **Contact resistance between pin and socket** : $<0.0015 \Omega \varnothing 1,6mm$, $<0.0010 \Omega \varnothing 2,4mm$,
- **Flashover voltage** : at (20°C) 68°F, at sea level higher than 2500 V A.C
- **Insulation resistance** : $>5000 M\Omega$
- **Operating temperature range** : - 40°C to +100°C (500 hours at +125°C).
- **Raw material** : male and female contacts : Brass with gold finish.
body: light metal alloy with nickel finish.
- **Max, wire cross section area** : 1,93 mm² \varnothing 1,6 mm and 3,18 mm² \varnothing 2,4 mm.



Part numbers : Pin insert receptacles, socket insert plugs and cable connecting plugs, pin insert

Shell size	Contacts number	\varnothing contacts	receptacle pin insert	Socket insert plug	Cable connecting plugs pin insert	Cable clamp ** Type 3	Gaskets for receptacle	Protection caps receptacle	Protection cap plug	Adjustable crimping tool
1	3	\varnothing 1.6mm	630 603 006	632 603 006	633 603 006	630 135 006	536 945 006	630 720 006	632 720 006	579 481 006
1	4		630 604 006	632 604 006	633 604 006	630 135 006	536 945 006	630 720 006	632 720 006	Colour selection : \varnothing 1.6mm blue
1	7		630 607 006	632 607 006	633 607 006	630 135 006	536 945 006	630 720 006	632 720 006	\varnothing 2.4mm yellow
2	12		630 612 006	632 612 006	633 612 006	630 138 006	536 946 006	536 845 006	532 214 006	Combined insertion and extraction tool for contacts*
3	19		630 619 006	632 619 006	633 619 006	630 155 006	536 947 006	536 846 006	532 218 006	
3	27		630 627 006	632 627 006	633 627 006	630 155 006	536 947 006	536 846 006	532 218 006	
1	3	\varnothing 2.4mm	630 803 006	632 803 006	633 803 006	630 135 006	536 945 006	630 720 006	632 720 006	\varnothing 1.6mm
1	4		630 804 006	632 804 006	633 804 006	532 135 006	536 945 006	630 720 006	632 720 006	577 454 006
2	7		630 807 006	632 807 006	633 807 006	630 138 006	536 946 006	536 845 006	532 214 006	\varnothing 2.4mm
3	12		630 812 006	632 812 006	633 812 006	630 155 006	536 947 006	536 846 006	532 218 006	577 458 006

Part numbers : Socket insert receptacles, pin insert plugs and cable connecting plugs, socket insert

Shell size	Contacts number	\varnothing contacts	Socket insert receptacle	Pin insert plug	Cable connecting plug, socket insert	Cable clamp ** Type 3	Gaskets for receptacle	Protection caps receptacle	Protection cap plug	Adjustable crimping tool
1	3	\varnothing 1.6mm	630 703 006	632 703 006	633 703 006	630 135 006	536 945 006	630 720 006	632 720 006	579 481 006
1	4		630 704 006	632 704 006	633 704 006	630 135 006	536 945 006	630 720 006	632 720 006	Colour selection : \varnothing 1.6mm blue
1	7		630 707 006	632 707 006	633 707 006	630 135 006	536 945 006	630 720 006	632 720 006	\varnothing 2.4mm yellow
2	12		630 712 006	632 712 006	633 712 006	630 138 006	536 946 006	536 845 006	532 214 006	Combined insertion and extraction tool for contacts*
3	19		630 719 006	632 719 006	633 719 006	630 155 006	536 947 006	536 846 006	532 218 006	
3	27		630 727 006	632 727 006	633 727 006	630 155 006	536 947 006	536 846 006	532 218 006	
1	3	\varnothing 2.4mm	630 903 006	632 903 006	633 903 006	630 135 006	536 945 006	630 720 006	632 720 006	\varnothing 1.6mm
1	4		630 904 006	632 904 006	633 904 006	532 135 006	536 945 006	630 720 006	632 720 006	577 454 006
2	7		630 907 006	632 907 006	633 907 006	630 138 006	536 946 006	536 845 006	532 214 006	\varnothing 2.4mm
3	12		630 912 006	632 912 006	633 912 006	630 155 006	536 947 006	536 846 006	532 218 006	577 458 006

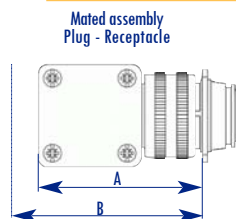
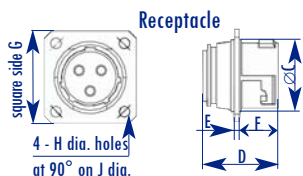
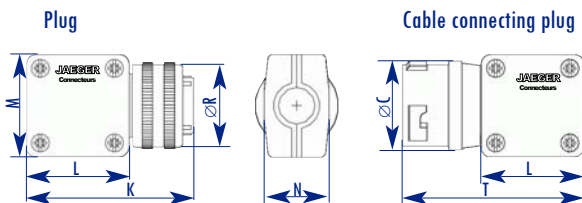
*Note : tool, part. No 577 454 006 \varnothing 1.6mm and No 577 458 006 \varnothing 2.4mm, is necessary, for insertion and extraction contacts.

**Cable-clamp, refer to the other documentation.

Other accessories : connection, sealing, protection, fixing...

Polarisation : listed under different Part Nos, certain types of connectors are available with two alternative keying dispositions. This feature will prevent cross plugging adjacent connectors with similar contact arrangement.

Dimensions :



Boîtier	nombre contact	Assemblage		Embase						Fiche et Prolongateur						
		A	B	C	D	E	F	G	H	J	K	L	M	N	R	T
1	\varnothing 1,6mm 3- 4- 7 \varnothing 2,4mm 3- 4	54	63	21	20,5	1,5	11,5	27	3,2	28	50	32,2	32,2	20,2	25	50,3
2	\varnothing 1,6mm 12 \varnothing 2,4mm 7	58	67	27	20,5	1,5	11,5	32	3,2	34	54	36,4	36,4	23,5	32,5	54,2
3	\varnothing 1,6mm 19- 27 \varnothing 2,4mm 12	66	75	39	23	2	11,5	43	4,2	48	61	42,6	47,6	31,3	44	62,1