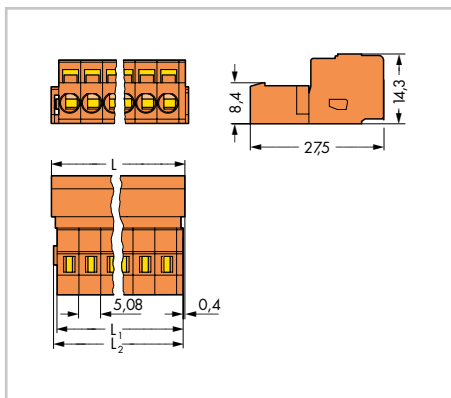


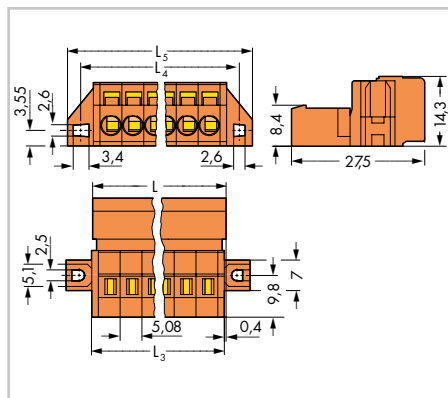


# Male connectors MCS MIDI Classic

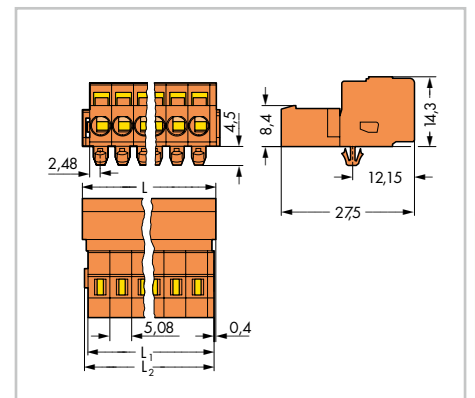
Pin spacing: 5.08 mm / 0.2 in.		With fixing flanges Pin spacing: 5.08 mm / 0.2 in.		With snap-in mounting feet Pin spacing: 5.08 mm / 0.2 in.	
0.08 ... 2.5 mm <sup>2</sup>	28 ... 12 AWG	0.08 ... 2.5 mm <sup>2</sup>	28 ... 12 AWG	0.08 ... 2.5 mm <sup>2</sup>	28 ... 12 AWG
320 V/4 kV/2 12 A	300 V/15 A	320 V/4 kV/2 12 A	300 V/15 A	320 V/4 kV/2 12 A	300 V/15 A



$L = (\text{pole no.} - 1) \times \text{pin spacing} + 8.2 \text{ mm}$   
 $L_1 = L - 1.7 \text{ mm}$   
 $L_2 = L - 1.2 \text{ mm}$



$L = (\text{pole no.} - 1) \times \text{pin spacing} + 8.2 \text{ mm}$   
 $L_3 = L - 0.2 \text{ mm}$   
 $L_4 = L_3 + 5.8 \text{ mm}$   
 $L_5 = L_3 + 11.8 \text{ mm}$



$L = (\text{pole no.} - 1) \times \text{pin spacing} + 8.2 \text{ mm}$   
 $L_1 = L - 1.7 \text{ mm}$   
 $L_2 = L - 1.2 \text{ mm}$

Pole No.	Item No.	Pack. Unit	Pole No.	Item No.	Pack. Unit	Pole No.	Item No.	Pack. Unit
<b>Male connector, orange</b>			<b>Male connector with fixing flanges, orange</b>			<b>Male connector with snap-in mounting feet, for 0.6 ... 1.2 mm plate thickness, 3.5 mm Ø mounting holes, orange</b>		
2	231-632	100	2	231-632/019-000	100	2	231-632/018-000	100
3	231-633	100	3	231-633/019-000	50	3	231-633/018-000	100
4	231-634	100	4	231-634/019-000	50	4	231-634/018-000	100
5	231-635	50	5	231-635/019-000	50	5	231-635/018-000	50
6	231-636	50	6	231-636/019-000	50	6	231-636/018-000	50
7	231-637	50	7	231-637/019-000	50	7	231-637/018-000	50
8	231-638	50	8	231-638/019-000	50	8	231-638/018-000	50
9	231-639	50	9	231-639/019-000	25	9	231-639/018-000	50
10	231-640	50	10	231-640/019-000	25	10	231-640/018-000	50
11	231-641	25	11	231-641/019-000	25	11	231-641/018-000	25
12	231-642	25	12	231-642/019-000	25	12	231-642/018-000	25
13	231-643	25	13	231-643/019-000	25	13	231-643/018-000	25
14	231-644	25	14	231-644/019-000	25	14	231-644/018-000	25
15	231-645	25	15	231-645/019-000	25	15	231-645/018-000	25
16	231-646	25	16	231-646/019-000	10	16	231-646/018-000	25
17	231-647	25	17	231-647/019-000	10	17	231-647/018-000	25
18	231-648	10	18	231-648/019-000	10	18	231-648/018-000	10
19	231-649	10	19	231-649/019-000	10	19	231-649/018-000	10
20	231-650	10	20	231-650/019-000	10	20	231-650/018-000	10
21	231-651	10	21	231-651/019-000	10	21	231-651/018-000	10
22	231-652	10	22	231-652/019-000	10	22	231-652/018-000	10
23	231-653	10	23	231-653/019-000	10	23	231-653/018-000	10
24	231-654	10	24	231-654/019-000	10	24	231-654/018-000	10

For cutout dimensions, see page 488, Table 1.

Accessory	Page
Mounting adapter for DIN 35 rail, 3 or more poles (209-137)	479