


MODEL BPC SERIES

Noninductive Planar Thick Film Power Resistor Network



STANDARD TYPES

BPC 3	3 Watts
BPC 5	5 Watts
BPC 7	7.5 Watts
BPC 10	10 Watts

FEATURES

- High power density
- Power is dissipated above circuit board
- Low temperature solder
- Board layout flexibility

APPLICATIONS

- Inrush current limiters
- Power supply preloads
- Snubber circuits
- UPS systems

ELECTRICAL

Resistance Range, Ohms	BPC 3, BPC 5, BPC 7: 1 to 200K BPC 10: 3 to 200K
Resistance Tolerances	±10% Optional: ±1%, ±2%, ±5% (<10 Ohms = ±2%, ±5%)
Operating Temperature Range	-55°C to +125°C
Temperature Coefficient of Resistance, Maximum	±100ppm/°C
Power Ratings, Watts	3W, 5W, 7.5W, 10W
Operating Voltage, Maximum	300 Vac, 500 Vdc
Peak Current	20 x rated current up to 8 ms ($\Delta R \pm 0.5\%$)

Specifications subject to change without notice.

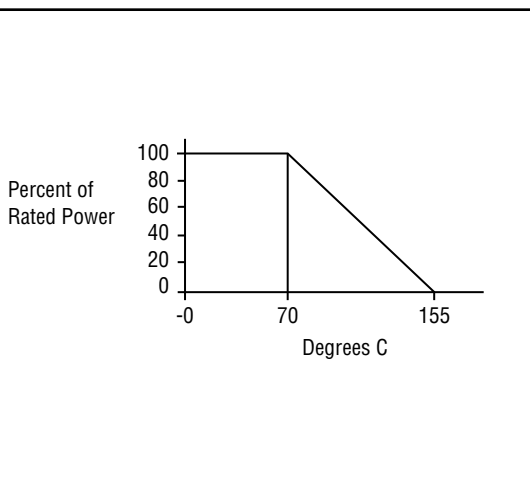
MECHANICAL

Lead Material	Solder Tinned Copper Alloy
Substrate Material	96% Alumina
Resistor Material	Ruthenium Oxide

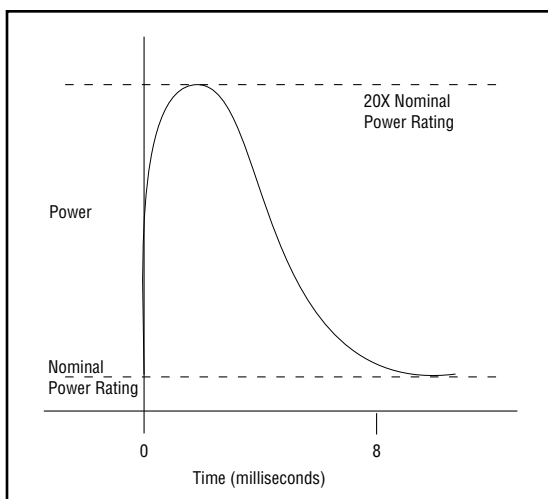
ENVIRONMENTAL (PER MIL-R-83401)

Thermal Shock	ΔR 0.50%
Terminal Strength	ΔR 0.25%
Moisture Resistance	ΔR 0.25%
Mechanical Shock	30G's, ΔR 0.25%
Vibration	10G's, 10 to 500 Hz ΔR 0.25%
Low Temperature Storage	ΔR 0.25%
High Temperature Exposure	ΔR 0.25%
Load Life, 1,000 Hours	ΔR 1.00%
Resistance to Solder Heat	ΔR 0.25%
Dielectric Withstanding Voltage, Minimum	5,000 Vdc
Marking Permanency	MIL-STD-202, Method 215
Lead Solderability	MIL-STD-202, Method 208
Flammability	UL 94V-0 Rated
Storage	-55°C to +155°C

POWER DERATING CURVE



OVERLOAD CHARACTERISTICS



PACKAGING

Standard: 50 per tray

ORDERING INFORMATION

