

Series SYJ5000

How to Order

Configuration

1	2 position single solenoid
2	2 position double solenoid
3	3 position closed center
4	3 position exhaust center
5	3 position pressure center

Rated voltage

For DC		For AC (50/60Hz)	
5	24V DC	1	100V AC
6	12V DC	2	200V AC
V	6V DC	3	110V AC [115V AC]
S	5V DC	4	220V AC [230V AC]
R	3V DC		

Light and surge voltage suppressor

For electrical entry G,H,L and M

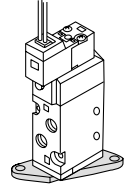
—	Without light and surge suppressor
S	With surge suppressor
Z	With light and surge suppressor
R	With surge suppressor (Non-polar)
U	With light and surge suppressor (Non-polar)



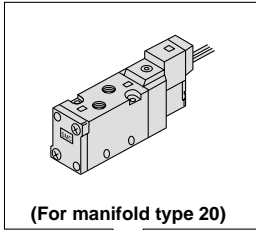
*For AC voltage valves "S" option is not available. It is already built into the rectifier circuit.
*“R” and “U” types are available for DC voltage valves.

Bracket

—: Without bracket
F: With bracket

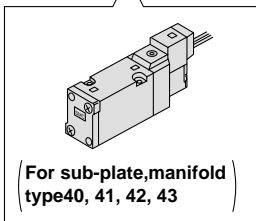
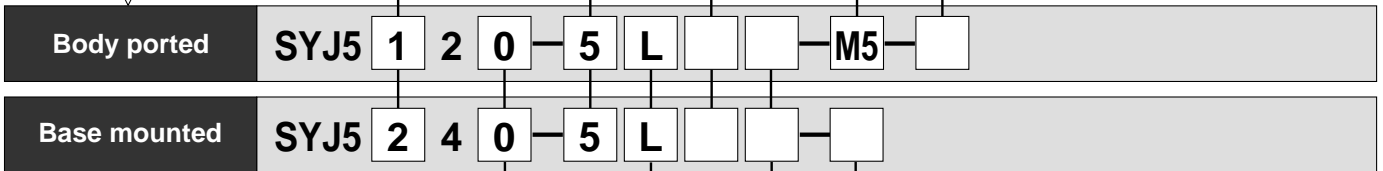


Note) · The double solenoid mounting bracket is supplied unattached.



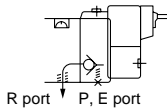
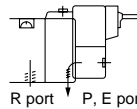
A, B port size

M5	M5 X 0.8
C4	ø4 One-touch fitting
C6	ø6 One-touch fitting



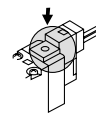
Body option

0: Individual exhaust for the pilot valve 3: Common exhaust for the pilot and main valves

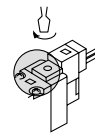


Manual override

—: Non-locking push style

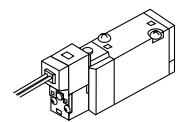


D: Push-turn-locking slotted style



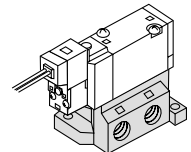
Port size

—: Without sub-plate



(With gasket and screws)

01: With Rc(PT) 1/8 sub-plate



Electrical entry

24V, 12V, 6V, 5V, 3V DC/100V, 110V, 200V, 220V AC			
Grommet	L plug connector	M plug connector	
G: 300mm lead wire	L: 300mm lead wire	M: 300mm lead wire	MN: Without lead wire
H: 600mm lead wire	LN: Without lead wire	LO: Without connector	MO: Without connector



*LN and MN types are with 2 pcs. of socket.