

Minitek® Board-In 2.00/2.50mm Hand Tool

PROFESSIONAL, FAST & ROBUST HAND TOOL

FCI Basics' crimping hand tool is professionally designed for applications in the prototyping phase or small production quantities. The hand tool has a mechanism which opens automatically after making the last advance of the ratchet. There are 4 different tools depending on the pitch, wire gauge and the terminal type.

These hand tools are dedicated for the Minitek® Board-In 2.00/2.50mm Crimp-to-Wire product.

Minitek® Board-In connector system is a flexible solution designed for cost efficient & permanent Wire-to-Board applications.

Minitek® Board-In is a one-piece direct solder to Board solution that provides space and cost savings compared to a two-piece connection system.

- Minitek® Board-In Hand tool P/N:
 - 10161238-001 (2.00mm pitch, AWG 22-24-26, Right Angle terminal)
 - 10161239-001 (2.50mm pitch, AWG 22-24-26, Right Angle terminal)
 - 10161238-101 (2.00mm pitch, AWG 24-26, Vertical terminal)
 - 10161239-101 (2.50mm pitch, AWG 22-24-26, Vertical terminal)
- Contact (Base part number):
 - 10161238-001 to be used with 10156613
 - 10161239-001 to be used with 10156617
 - 10161238-101 to be used with 10156615
 - 10161239-101 to be used with 10156619
- Ergonomic handle for an optimal grip



Amphenol ICC recommends using the hand tool for prototyping and small production quantities.

This tool should only be used for the terminals and wire gauges specified in this document.

To learn more about how to use our all-in-one Crimping Hand Tool, [click](#) to watch the video.

Hand Tool Assembly

Minitek® Board-In 2.00/2.50mm Hand tools

P/N : 10161238-001, 10161239-001, 10161238-101 & 10161239-101



1
Unlock 2 pins by pushing towards them.



2
Extract the pins.



3
Open the handles and insert the tool head into the open holes.
The laser marking of both parts should match.



4
Lock the pins by pushing toward them. Hand Tool is ready to use.



NOTE

Amphenol ICC recommends using the hand tool for prototyping and small production quantities only.

Premature Release of the Hand Tool

In case of an assembly mistake / operating fault the pliers can be opened prematurely by unlocking the integrated ratchet by pushing the handles gently together and at the same time releasing the locking lever.

By doing so the handles can be opened completely and the crimp contact can be released.



CAUTION

Do not use the crimped wire in case of a premature release!

Please pay attention that in-correct crimped wires are disposed and not processed.

Professionelles Crimphandwerkzeug Professional crimping hand tool

Verwendungsbereich / Field of application

Minitek® Board-In 2.00mm pitch, Right Angle - AWG 22/24/26
Amphenol ICC PN: 10161238-001

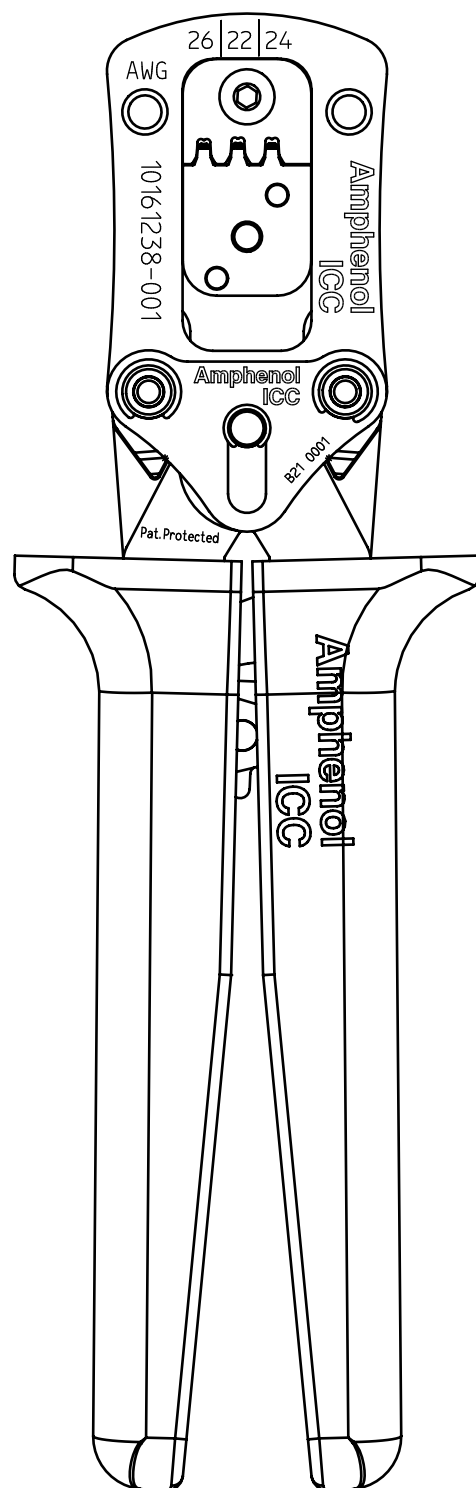
Ausführung:
Workmanship:

- Leichte Handhabung
Easy handling
- Linearer Hub
Straight action principle
- Entriegelbare Zwangssperre
Ratchet release
- Kontaktpositionierung mit Klappositionierer
Contact positioning with flap locator
- Präzise gefertigte Profile
Precisely manufactured profiles
- Oberfläche brüniert
Burnished surface
- Ergonomisch geformte Soft-Handgriffe
Farbe: verkehrsblau (ähnl. RAL 5017)
Ergonomically formed soft-grips
Colour: traffic blue (similar RAL 5017)
- RoHS konform
RoHS compliant

Abmessungen:
Dimensions:

- Länge: ca. 195 mm
Length: approx. 195 mm
- Breite: ca. 65 mm
Width: approx. 65 mm
- Tiefe: ca. 29 mm
Depth: approx. 29 mm
- Gewicht: ca. 300 g
Weight: approx. 300 g

Anwendungsbereich:
Application range:



Leiterquerschnitt Cross section range	Leiter wire	Crimphöhe Leiter Crimp height wire ± 0,03	Crimpbreite Leiter Crimp width wire ± 0,03	Crimphöhe Isolation Crimp height insulation +0,05	Crimpbreite Isolation Crimp width insulation max
AWG 26	UL 1061 UL 1007	0,67	1,25	1,25	1,82
AWG 24	UL 1061 UL 1007	0,71	1,25	1,35	1,82
AWG 22	UL 1061 UL 1007	0,76	1,25	1,45	1,82

Professionelles Crimphandwerkzeug Professional crimping hand tool

Verwendungsbereich / Field of application

Minitek® Board-In 2.50mm pitch, Right Angle - AWG 22/24/26
Amphenol ICC PN: 10161239-001

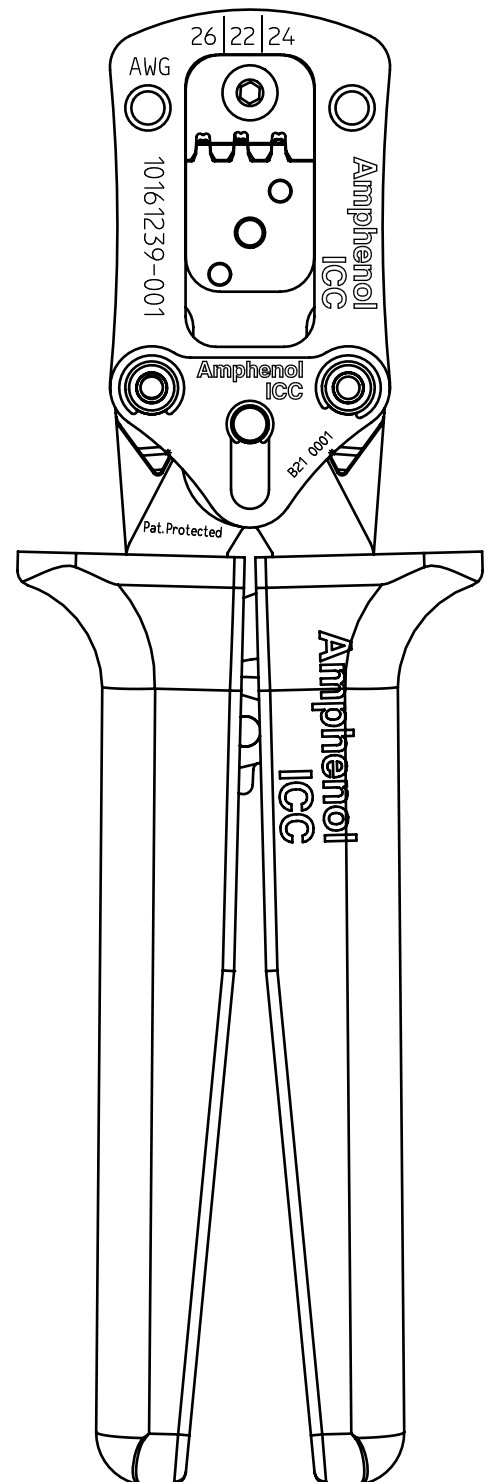
Ausführung:
Workmanship:

- Leichte Handhabung
Easy handling
- Linearer Hub
Straight action principle
- Entriegelbare Zwangssperre
Ratchet release
- Kontaktpositionierung mit Klappositionierer
Contact positioning with flap locator
- Präzise gefertigte Profile
Precisely manufactured profiles
- Oberfläche brüniert
Burnished surface
- Ergonomisch geformte Soft-Handgriffe
Farbe: verkehrsblau (ähnl. RAL 5017)
Ergonomically formed soft-grips
Colour: traffic blue (similar RAL 5017)
- RoHS konform
RoHS compliant

Abmessungen:
Dimensions:

- Länge: ca. 195 mm
Length: approx. 195 mm
- Breite: ca. 65 mm
Width: approx. 65 mm
- Tiefe: ca. 29 mm
Depth: approx. 29 mm
- Gewicht: ca. 300 g
Weight: approx. 300 g

Anwendungsbereich:
Application range:



Leiterquerschnitt Cross section range	Isolations Ø insulation Ø DIN 1007	Crimphöhe Leiter Crimp height wire ± 0,03	Crimpbreite Leiter Crimp width wire ± 0,03	Crimphöhe Isolation Crimp height insulation +0,05	Crimpbreite Isolation Crimp width insulation max
AWG 26	1,3	0,65	1,27	1,45	1,9
AWG 24	1,4	0,76	1,27	1,55	1,9
AWG 22	1,6	0,80	1,27	1,65	1,9

Professionelles Crimphandwerkzeug Professional crimping hand tool

Verwendungsbereich / Field of application

Minitek® Board-In 2.00mm pitch, Vertical - AWG 24/26

Amphenol ICC PN: 10161238-101

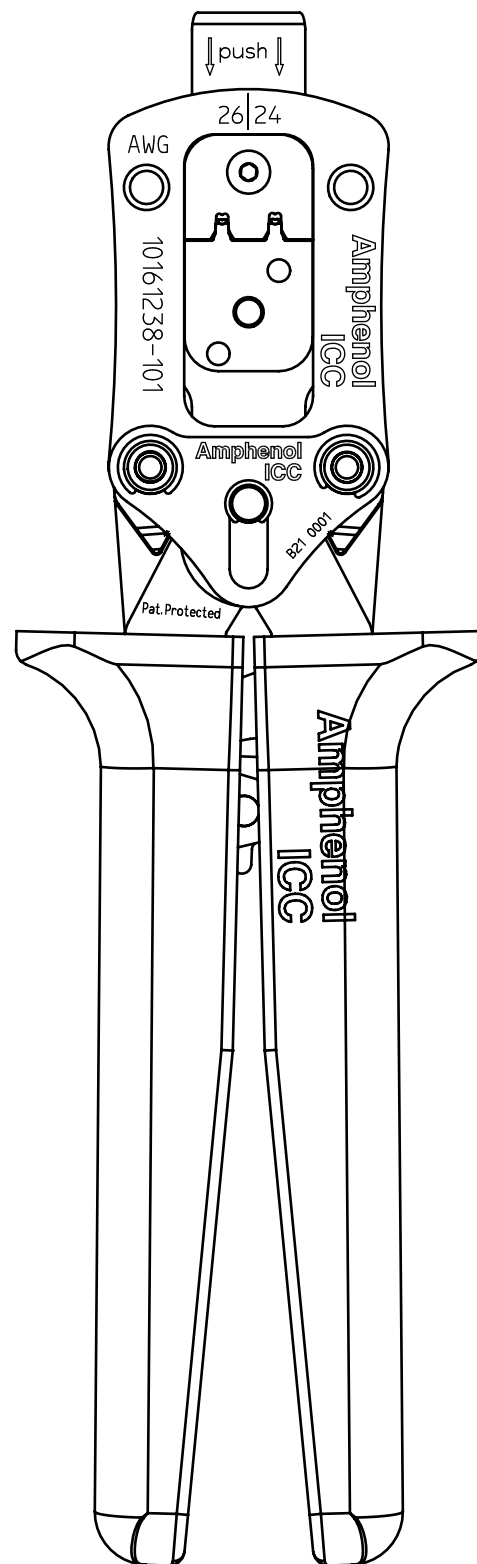
Ausführung:
Workmanship:

- Leichte Handhabung
Easy handling
- Linearer Hub
Straight action principle
- Entriegelbare Zwangssperre
Ratchet release
- Kontaktpositionierung mit Klappositionierer
Contact positioning with flap locator
- Präzise gefertigte Profile
Precisely manufactured profiles
- Oberfläche brüniert
Burnished surface
- Ergonomisch geformte Soft-Handgriffe
Farbe: verkehrsblau (ähnl. RAL 5017)
Ergonomically formed soft-grips
Colour: traffic blue (similar RAL 5017)
- RoHS konform
RoHS compliant

Abmessungen:
Dimensions:

- Länge: ca. 195 mm
Length: approx. 195 mm
- Breite: ca. 65 mm
Width: approx. 65 mm
- Tiefe: ca. 29 mm
Depth: approx. 29 mm
- Gewicht: ca. 300 g
Weight: approx. 300 g

Anwendungsbereich:
Application range:



Leiterquerschnitt Cross section range	Isolations Ø insulation Ø DIN 1007	Crimphöhe Leiter Crimp height wire ± 0,03	Crimpbreite Leiter Crimp width wire ± 0,05	Crimphöhe Isolation Crimp height insulation +0,05	Crimpbreite Isolation Crimp width insulation max
AWG 26	1,0	0,67	1,35	1,35	1,7
AWG 24	1,1	0,72	1,35	1,45	1,7

Professionelles Crimphandwerkzeug Professional crimping hand tool

Verwendungsbereich / Field of application

Minitek® Board-In 2.50mm pitch, Vertical - AWG 22/24/26

Amphenol ICC PN: 10161239-101

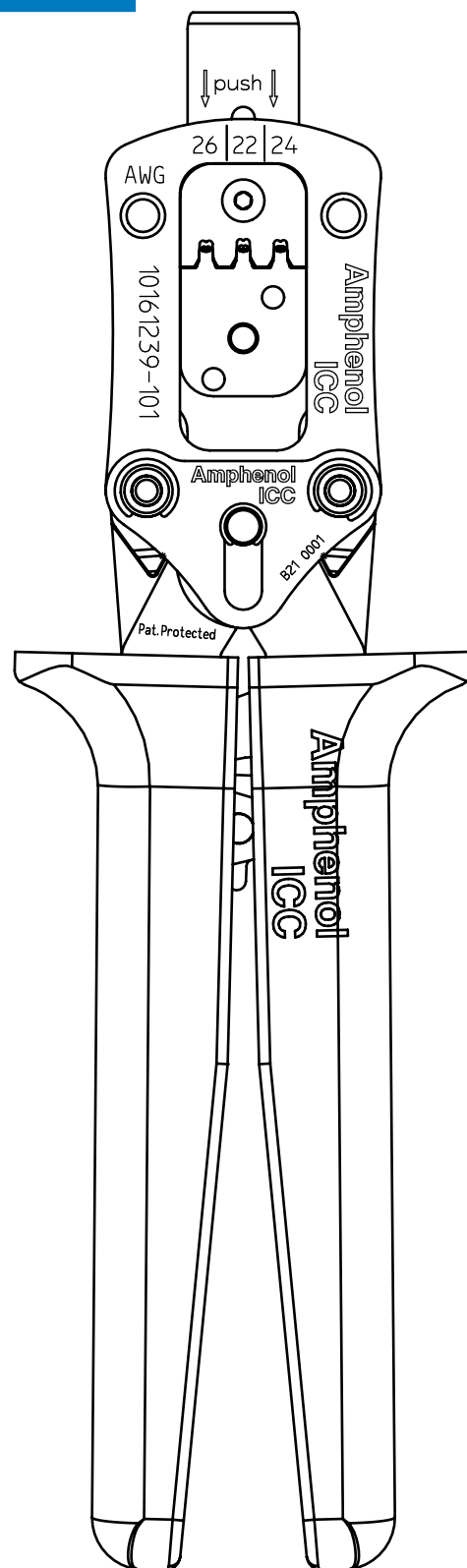
Ausführung:
Workmanship:

- Leichte Handhabung
Easy handling
- Linearer Hub
Straight action principle
- Entriegelbare Zwangssperre
Ratchet release
- Kontaktpositionierung mit Klappositionierer
Contact positioning with flap locator
- Präzise gefertigte Profile
Precisely manufactured profiles
- Oberfläche brüniert
Burnished surface
- Ergonomisch geformte Soft-Handgriffe
Farbe: verkehrsblau (ähnl. RAL 5017)
Ergonomically formed soft-grips
Colour: traffic blue (similar RAL 5017)
- RoHS konform
RoHS compliant

Abmessungen:
Dimensions:

- Länge: ca. 195 mm
Length: approx. 195 mm
- Breite: ca. 65 mm
Width: approx. 65 mm
- Tiefe: ca. 29 mm
Depth: approx. 29 mm
- Gewicht: ca. 300 g
Weight: approx. 300 g

Anwendungsbereich:
Application range:



Leiterquerschnitt Cross section range	Isolations Ø insulation Ø DIN 1007	Crimphöhe Leiter Crimp height wire ± 0,03	Crimpbreite Leiter Crimp width wire ± 0,05	Crimphöhe Isolation Crimp height insulation ±0,05	Crimpbreite Isolation Crimp width insulation max
AWG 26	1,3	0,73	1,25	1,45	1,9
AWG 24	1,4	0,78	1,25	1,55	1,9
AWG 22	1,6	0,85 ±0,05	1,25	1,65	1,9