



---

DATE: 29 March, 2022

PCN #: 2568

PCN Title: Qualified Additional Assembly & Test Sites, Bill of Material, and updated Device Data Sheets for Package Outline Dimension Change

Dear Customer:

This is an announcement of change(s) to products that are currently being offered by Diodes Incorporated.

We request that you acknowledge receipt of this notification within 30 days of the date of this PCN. If you require samples for evaluation purposes, please make a request within 30 days as well. Otherwise, samples may not be built prior to this change. Please refer to the implementation date of this change as it is stated in the attached PCN form. Please contact your local Diodes sales representative to acknowledge receipt of this PCN and for any sample requests.

The changes announced in this PCN will not be implemented earlier than 90 days from the notification date stated in the attached PCN form.

Previously agreed upon customer specific change process requirements or device specific requirements will be addressed separately.

For questions or clarification regarding this PCN, please contact your local Diodes sales representative.

Sincerely,

Diodes Incorporated PCN Team



---

**PRODUCT CHANGE NOTICE****PCN-2568 REV 1**

---

Notification Date:	Implementation Date:	Product Family:	Change Type:	PCN #:
29 March, 2022	29 June, 2022	Analog Semiconductors	A/T Sites, BOM and Data Sheet Change	<b>2568</b>
<b>TITLE</b>				
Qualified Additional Assembly & Test (A/T) Sites, Bill of Material, and updated Data Sheets for Package Outline Dimension Change				
<b>DESCRIPTION OF CHANGE</b>				
<p>This PCN is being issued to notify customers that in order to assure continuity of supply, Diodes has qualified additional Diodes internal A/T Site (CAT) located in Chengdu, China, A/T Site Shanghai Simat Microelectronics (SIMAT) located in Shanghai, China, A/T Site Jiangsu Changjiang Electronics Technology Co., Ltd (JCET) located in Suqian, China, and A/T Site Jiangsu Changjiang Electronics Technology Co., Ltd (JCET) located in Chuzhou, China.</p> <p>In addition we have qualified Bill of Materials (BOM) which includes some Package Outline Dimension (POD) changes as noted in Tables A and B below.</p> <p>Full electrical characterization and high reliability testing has been completed on representative part numbers to ensure no change to device functionality or electrical specifications in the datasheet. Refer to the attached qualification report embedded in this file (to view, download this PCN file then open it with a PDF viewer to see the attached qual report).</p>				
<b>IMPACT</b>				
Continuity of Supply. There will be no change to the Form, Fit or Function of products affected, unless specifically indicated in Table A and B below.				
<b>PRODUCTS AFFECTED</b>				
Table 1 - Qualified Additional A/T Site (CAT) Table 2 - Qualified Additional A/T Site (SIMAT) Table 3 - Qualified Additional A/T Site (CAT) Table 4 - Qualified Additional BOM in JCET CZ, Lead Frame and Mold Compound with POD Change (See Table A) Table 5 - Qualified Additional BOM in JCET SQ and SIMAT - include PdCu wire Table 6 - Qualified Additional BOM in JCET SQ, Lead Frame/Mold Compound/Die Attach Table 7 - Qualified Additional BOM - Polyimide Fuji LTC9320 Table 8 - Qualified Additional BOM in JCET SQ, Lead Frame/Die Attach with POD Change (See Table B)				
<b>WEB LINKS</b>				
<b>Manufacturer's Notice:</b>	<a href="https://www.diodes.com/quality/product-change-notice/diodes-product-change-notice/">https://www.diodes.com/quality/product-change-notice/diodes-product-change-notice/</a>			
<b>For More Information Contact:</b>	<a href="https://www.diodes.com/about/contact-us/contact-sales/">https://www.diodes.com/about/contact-us/contact-sales/</a>			
<b>Data Sheet:</b>	<a href="https://www.diodes.com/catalog/">https://www.diodes.com/catalog/</a>			
<b>DISCLAIMER</b>				
<b>Unless a Diodes Incorporated Sales representative is contacted in writing within 30 days of the posting of this notice, all changes described in this announcement are considered approved.</b>				

**Table 1 - Qualified Additional A/T Site (CAT)**

AP3041MTR-G1					
--------------	--	--	--	--	--

**Table 2 - Qualified Additional A/T Site (SIMAT)**

AP4320BK6TR-G1	AP4320AK6TR-G1				
----------------	----------------	--	--	--	--

**Table 3 - Qualified Additional A/T Site (CAT)**

AP64100SP-13	AP64200SP-13	AP64202SP-13			
--------------	--------------	--------------	--	--	--

**Table 4 - Qualified Additional BOM in JCET CZ, Lead Frame and Mold Compound with POD Change (See Table A)**

AP2125KS-1.8TRG1	AP2125KS-2.8TRG1	AP2125KS-3.3TRG1			
------------------	------------------	------------------	--	--	--

**Table 5 - Qualified Additional BOM in JCET SQ and SIMAT - include PdCu wire**

AS358MTR-E1	AS358MTR-G1	AS393MTR-E1	AS393MTR-G1		
-------------	-------------	-------------	-------------	--	--

**Table 6 - Qualified Additional BOM in JCET SQ, Lead Frame/Mold Compound/Die Attach**

AP2112M-3.3TRG1	AP2114M-ADJTRG1	AP2114MP-ADJTRG1	AP2115M-3.3TRG1	AP2132MP-2.5TRG1	AP2213M-3.3TRG1
AS358AMTR-E1	AS358AMTR-G1	AS393AMTR-E1	AS393AMTR-G1	AS78L05MTR-E1	AS78L05MTR-G1
AZV358MTR-E1	AZV358MTR-G1	AZV393MTR-G1	AZV832MTR-G1		

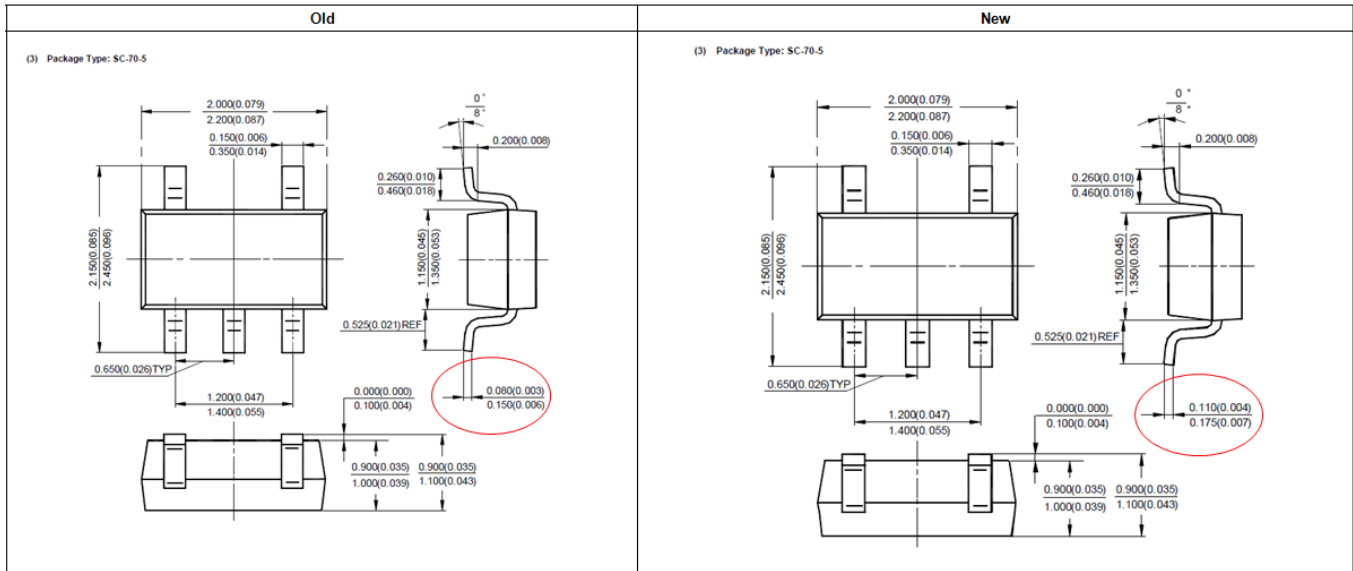
**Table 7 - Qualified Additional BOM - Polyimide Fuji LTC9320**

AP22615AWU-7	AP22615BWU-7	AP22815AWT-7	AP22815BWT-7	AP7353-18CV4-7	AP7353-25CV4-7
AP7353-285CV4-7	AP7353-28CV4-7	AP7353-29CV4-7	AP7353-30CV4-7	AP7353-31CV4-7	AP7353-32CV4-7
AP7353-33CV4-7	AP7353-36CV4-7	AP7353-45CV4-7	AP7353D-18CV4-7	AP7353D-25CV4-7	AP7353D-285CV4-7
AP7353D-28CV4-7	AP7353D-29CV4-7	AP7353D-30CV4-7	AP7353D-31CV4-7	AP7353D-32CV4-7	AP7353D-33CV4-7
AP7353D-36CV4-7	AP7353D-45CV4-7				

**Table 8 - Qualified Additional BOM in JCET SQ, Lead Frame/Die Attach with POD Change (See Table B)**

AP2114DA-3.3TRG1	AP2213D-3.3TRE1	AS7805ADTR-E1	AS7805ADTR-G1	AS7806ADTR-G1	AS7809ADTR-G1
AS7812ADTR-G1	AS7815ADTR-G1	AS7818ADTR-G1	AZ1084CD-1.5TRG1	AZ1084CD-1.8TRG1	AZ1084CD-2.5TRG1
AZ1084CD-3.3TRG1	AZ1084CD-5.0TRG1	AZ1084CD-ADJTRG1	AZ1117CD-1.2TRG1	AZ1117CD-1.8TRG1	AZ1117CD-2.5TRG1
AZ1117CD-3.3TRG1	AZ1117CD-5.0TRG1	AZ1117CD-ADJTRG1	AZ1117D-1.2TRE1	AZ1117D-2.5TRE1	AZ1117D-3.3TRE1
AZ1117D-5.0TRE1	AZ1117D-ADJTRE1	AZ1117ID-1.2G1	AZ1117ID-1.2TRG1	AZ1117ID-1.5G1	AZ1117ID-1.5TRG1
AZ1117ID-1.8G1	AZ1117ID-1.8TRG1	AZ1117ID-2.5G1	AZ1117ID-2.5TRG1	AZ1117ID-3.3G1	AZ1117ID-3.3TRG1
AZ1117ID-5.0G1	AZ1117ID-5.0TRG1	AZ1117ID-ADJG1	AZ1117ID-ADJTRG1		

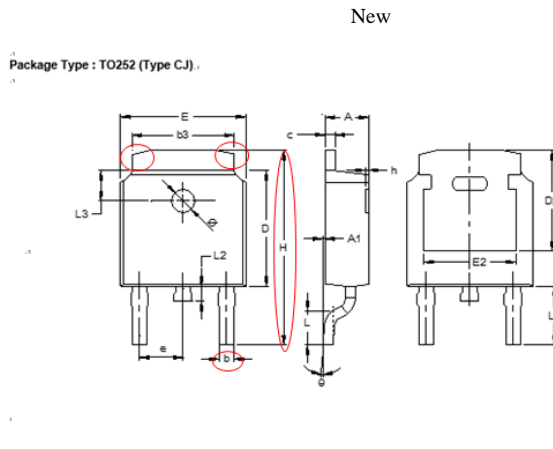
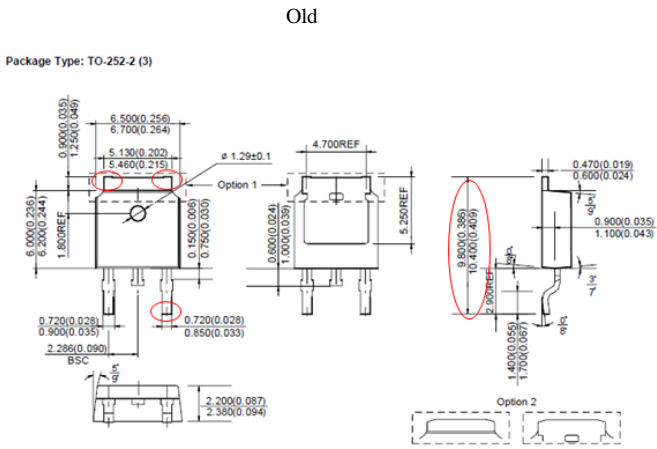
**Table A**



**Lead Thickness**

Old Lead Frame		New Lead Frame		Units
Min	Max	Min	Max	
.080θ	.150	.110	.175	mm

**Table B**



TO252 (Type C.J.)			
Dim	Min.	Max.	Typ.
A	2.200	2.400	---
A1	0.000	0.127	---
b	0.635	0.770	---
b3	5.100	5.460	---
c	0.460	0.580	---
D	6.000	6.200	---
D2	5.250	REF.	---
E	6.500	6.700	---
E2	4.830	REF.	---
e	2.186	2.386	---
h	0.000	0.300	---
H	9.712	10.312	---
L	1.400	1.700	---
L1	2.900	REF.	---
L2	0.600	1.000	---
L3	1.600	REF.	---
Ø	1.100	1.300	---
θ	0°	8°	---

All Dimensions in mm.

**Total Height**

Old		New		Units
Min	Max	Min	Max	
9.800	10.400	9.712	10.312	mm

**Lead Width**

Old		New		Units
Min	Max	Min	Max	
.720	.850	.635	.770	mm