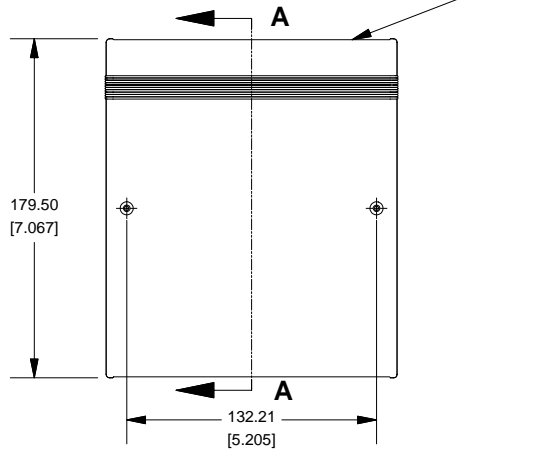
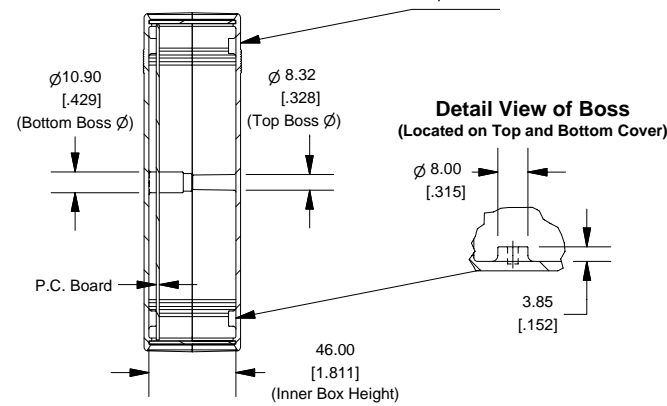


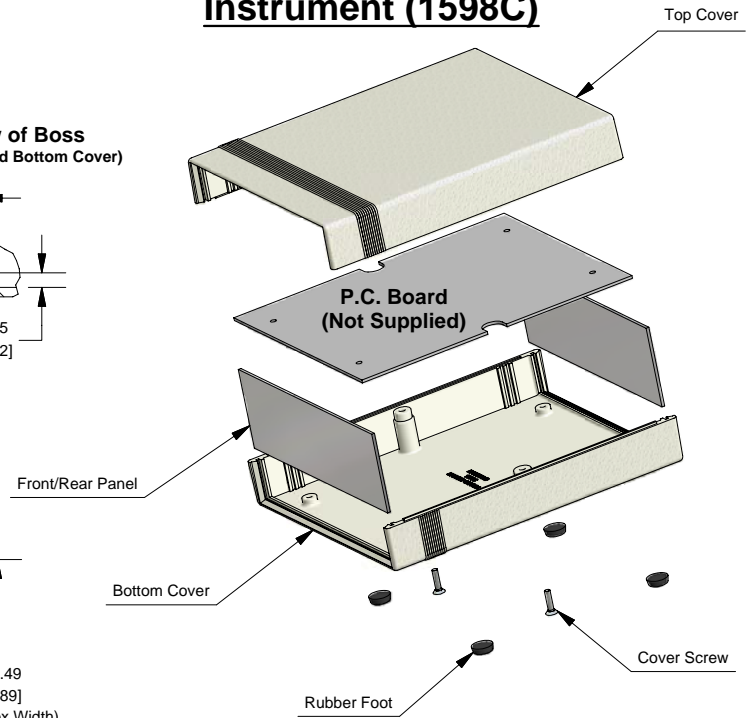
### Bottom View of Assembly



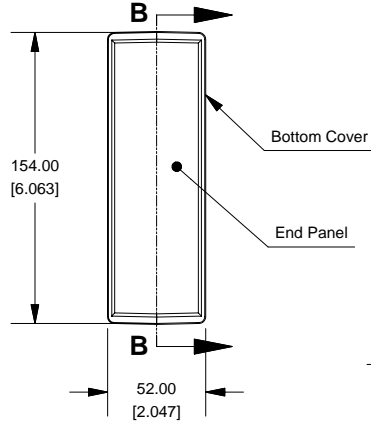
### SECTION A-A (Side View Inside Assembly)



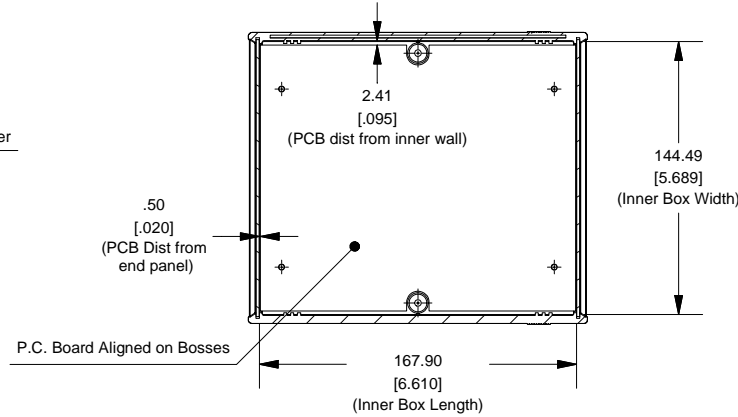
### Instrument (1598C)



### End View of Assembly



### SECTION B-B (Inside of Bottom Cover)



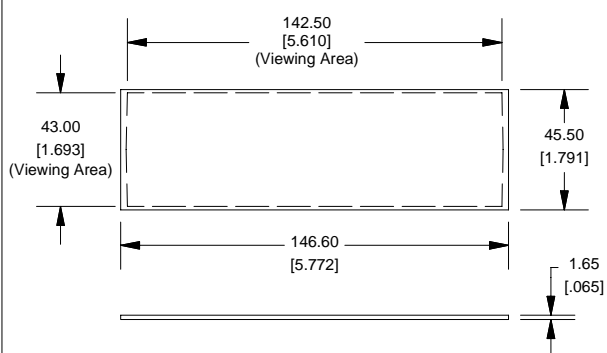
#### NOTE

Purchased assembly includes top and bottom cover, front and end aluminum panels (type 5005H32, SPV coating on one side), 2 cover screws, and 4 rubber feet.

#### PART NUMBERS

1598C- Polystyrene (UL94-HB)		
Grey Enclosure with Aluminum Panels 1598CSGY	Grey Enclosure with Black Plastic Panels 1598CSGYPBK	Black EMI/RFI Shielded --
1598C - Flame Retardent ABS (UL94-VO)		
Black Enclosure with Aluminum Panels 1598CBK	Grey Enclosure with Aluminum Panels 1598CGY	Black EMI/RFI Shielded 1598RCBK
Accessories		
Black Plastic Panels (Optional) 1598PLCBK		Rubber Feet (Pkg 24) 1421T3
For 1598 Polystyrene Cover Screws (Pkg 100) [#4 x 5/8" (15.9mm)] 1598TS100	For 1598 FR-ABS Cover Screws (Pkg 100) [M3 - 0.5" x 10mm] 1591MS100	Both Models P.C. Board Screws (Pkg 100) [#6 x 1/4" (6.4mm)] 1598ATS100

### Front/Rear Panel (Dashed Line Indicates Viewing Area)



### Maximum P.C. Board Size

