

Elastic Couplings MAEPEX® 3-part Version

Material: Coupling hubs: Grey Cast Iron GG25 (GJL-250).
Elastomers: NBR, hardness 80°A Shore, black.

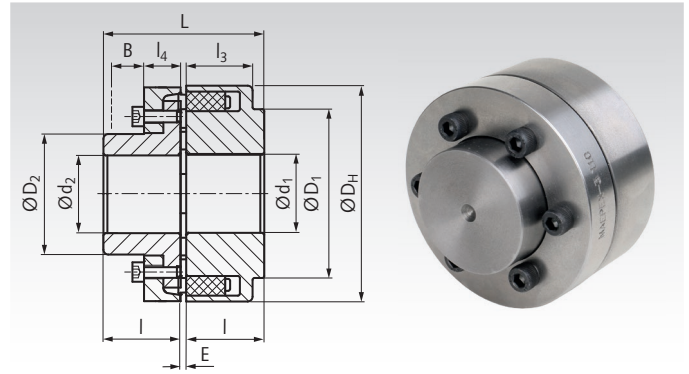
Torsionally flexible cam coupling, fail-safe, with damping effect.
With bolt-on jaw ring. The removable jaw ring allows to replace the elastomers without moving the hubs on the shafts.

The **MÄDLER®** version is improved:
Machined claws result in longer lifetime.

Couplings are non-bored or pre-bored, depending on the size.
Customized bores and feather-key grooves available at extra charge.

Temperature range: -30°C to +80°C.

Ordering Details: e.g.: Product No. 605 603 05, Coupling MAEPEX 3-part version size 110



Product No.	Size	Torque		B ¹⁾ mm	pilot mm	Bores		D _H mm	D ₁ mm	D ₂ mm	E mm	L mm	l mm	l ₃ mm	l ₄ mm	S _{max.} ²⁾ mm	Speed max. min ⁻¹	Weight kg
		nominal Nm	max. Nm			d _{1 max.} mm	d _{2 max.} mm											
605 603 05	110	160	480	33	-	48	38	110	86	62	2 - 4	82	40	34	20	7,0	5.000	3,88
605 603 06	125	240	720	38	-	55	45	125	100	75	2 - 4	102	50	36	23,5	8,0	5.000	6,12
605 603 07	140	360	1.080	43	-	60	50	140	100	82	2 - 4	112	55	34	28	8,0	4.900	8,13
605 603 08	160	560	1.680	47	-	65	58	160	108	95	2 - 6	122	60	40	28	8,0	4.250	11,19
605 603 09	180	880	2.640	50	-	75	65	180	125	108	2 - 6	142	70	42	30	8,0	3.800	16,46
605 603 10	200	1.340	4.020	53	-	85	75	200	140	122	2 - 6	162	80	47	32,5	8,5	3.400	23,30
605 603 11	225	2.000	6.000	61	-	90	85	225	150	136	2 - 6	182	90	52	38	9,0	3.000	32,54
605 603 12	250	2.800	8.400	69	30/44 ³⁾	100	95	250	165	155	3 - 8	203	100	60	42	10,0	2.750	43,60
605 603 13	280	3.900	10.000	73	52/47 ³⁾	110	105	280	180	172	3 - 8	223	110	65	42	11,5	2.450	56,63

¹⁾ Needed travel for the jaw ring to replace the elastomers.

²⁾ Wear limit of backlash, measured at the circumference.

³⁾ Pilot bore on the left side / on the right side.

Construction



Left: Jaw ring with claws (cams).

The **MÄDLER®** version has machined claws (cams) for much longer lifetime.

Middle: Hub with mounting threads for the jaw ring.

Right: Hub with elastomers. Quantity 6 to 8 pieces, depending on the coupling size. The elastomers are wear parts. They are easy to replace and sold by set.

Maximum Shaft Misalignment

Size	Radial misalignment max. in mm at speed in min ⁻¹								
	250	500	750	1.000	1.500	2.000	3.000	4.000	5.000
110	0,5	0,35	0,3	0,25	0,2	0,2	0,15	0,1	0,1
125	0,5	0,4	0,3	0,25	0,25	0,2	0,15	0,15	0,1
140	0,6	0,4	0,35	0,3	0,25	0,2	0,2	0,15	-
160	0,6	0,5	0,4	0,35	0,3	0,25	0,2	0,15	-
180	0,6	0,5	0,4	0,35	0,3	0,25	0,2	-	-
200	0,8	0,55	0,45	0,4	0,3	0,3	0,2	-	-
225	0,8	0,55	0,5	0,4	0,35	0,3	0,25	-	-
250	0,8	0,6	0,5	0,4	0,35	0,3	-	-	-
280	1,0	0,7	0,6	0,5	0,4	0,35	-	-	-

Axial misalignment: See dimension table, dim. E.

Angular: up to 0,2°, depending on size and speed. See operating instruction at www.maedler.de in the section Downloads.

Spare Elastomers


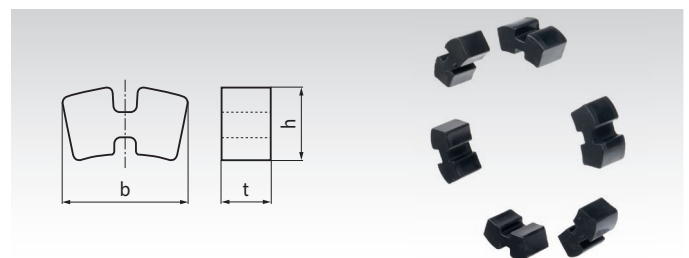
Material: NBR, hardness 80°A Shore, black.

Sold by set of 6 to 8 pieces, depending on the coupling size.
Other hardnesses in request (soft 65° or hard 90° A Shore).

Temperature range: -30°C to +80°C.

Ordering Details: e.g.: Product No. 605 601 05, Elastomere set MAEPEX size 110

Product No.	Size	Pieces Quantity	b mm	h mm	t mm	Weight g / set
605 601 06	125	6	32	13,5	18	43
605 601 07	140	6	36,5	16,5	20,5	64
605 601 08	160	7	36	18,5	22,5	92
605 601 09	180	8	35,5	20	24	122
605 601 10	200	8	38,5	24	27	172
605 601 11	225	8	43	28	31	233
605 601 12	250	8	46	29,5	35	334
605 601 13	280	8	53	33,5	39	480



**Reworking within
24h-service possible.
Custom made parts
on request.**