

1658615-4 ✓ ACTIVE

AMPLIMITE | AMPLIMITE HDF

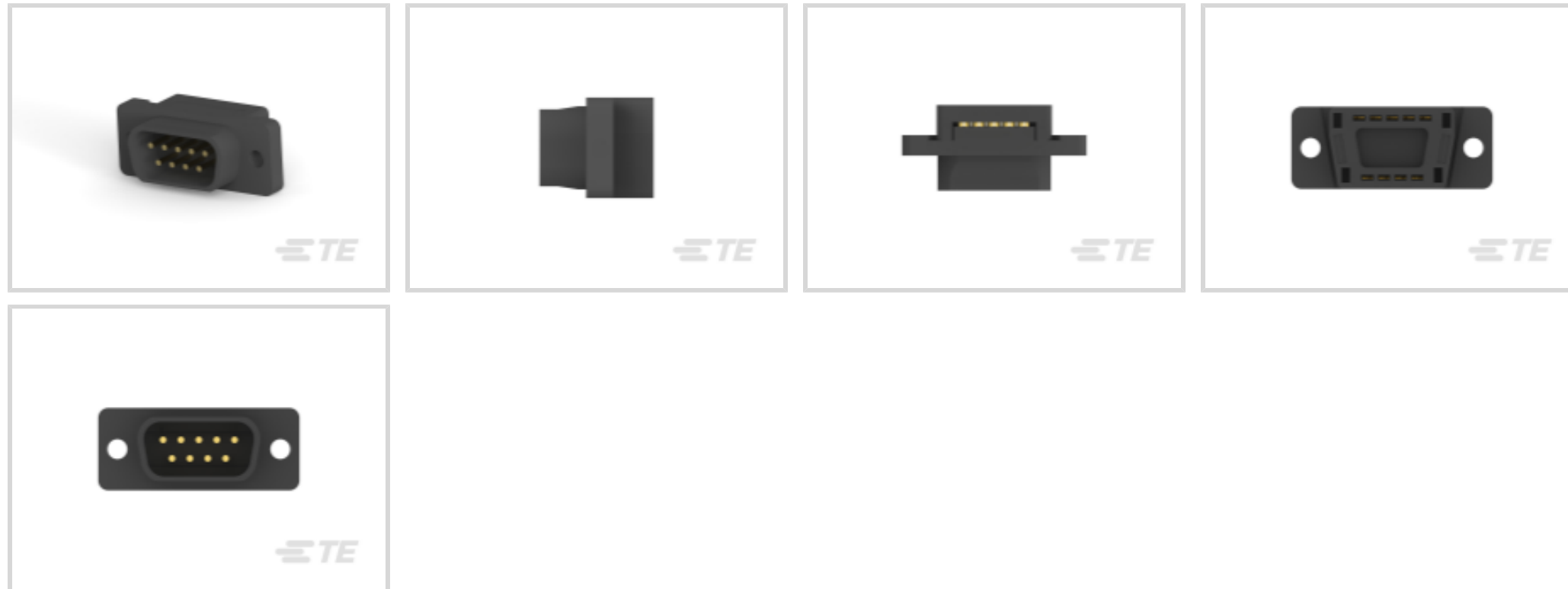
TE Internal #: 1658615-4

AMPLIMITE HDF, IDC D-Sub Connectors, Plug, 28 – 26AWG Solid Wire Size, .1 – .13mm² Solid Wire Size, Shielded, Cable-to-Cable, 9 Position

[View on TE.com >](#)



Connectors > D-Shaped Connectors > D-Sub Connectors > IDC D-Sub Connectors > IDC D-Sub: Plug Assembly, Low Profile, Signal, 2.77 mm



Connector & Housing Type: **Plug**

Solid Wire Size: .1 – .13 mm²

Shielded: **Yes**

Connector System: **Cable-to-Cable**

[All IDC D-Sub: Plug Assembly, Low Profile, Signal, 2.77 mm \(17\)](#)

Features

Product Type Features

Profile	Low
Grade	Standard
Grounding Indents	With
Shell Type	All Plastic
Connector & Housing Type	Plug
Connector System	Cable-to-Cable
Connector Product Type	Connector Assembly
D-Sub Shell Size	1
Sealable	No
Connector & Contact Terminates To	Wire & Cable

Configuration Features

Number of Positions	9
Number of Rows	2



Compatible With Wire & Cable Type	Ribbon Cable
-----------------------------------	--------------

Body Features

Strain Relief Part Number	747275-4
Color	Black
Cover Material	Thermoplastic
Ribbon Cable Centerline Spacing	1.27 mm[.05 in]

Contact Features

Contact Type	Pin
	30 μin
Contact Mating Area Plating Material	Gold
Contact Underplating Material	Nickel
PCB Contact Termination Area Plating Material	Tin
Contact Base Material	Phosphor Bronze
D-Sub Contact Size	20
Contact Current Rating (Max)	1.25 A

Termination Features

Termination Method to Wire & Cable	Insulation Displacement Crimp (IDC)
------------------------------------	-------------------------------------

Mechanical Attachment

Mating Connector Lock	With
Mounting Angle	Straight
Mating Connector Lock Type	Threaded Insert, 4-40 UNC
Threaded Insert Material	Steel
Threaded Insert Plating Material	Zinc
PCB Mount Retention Type	None
Connector Mounting Type	Cable Mount (Free-Hanging)

Housing Features

Housing Material	Thermoplastic
Enclosure	Without
Centerline (Pitch)	2.77 mm[.055 in]

Dimensions

Cable Insulation Diameter Range	.81 – .97 mm[.032 – .038 in]
Solid Wire Size	.1 – .13 mm ²



Wire Size	.08 – .15 mm ²
-----------	---------------------------

Usage Conditions

Operating Temperature Range	-55 – 105 °C[-67 – 221 °F]
-----------------------------	----------------------------

Operation/Application

Shielded	Yes
Circuit Application	Signal

Industry Standards

UL Flammability Rating	UL 94V-0
------------------------	----------

Packaging Features

Packaging Method	Tube
Packaging Quantity	40

Other

Optional Cable Stabilizer	747275-4
Comment	All plug assemblies are supplied with housing and cover preassembled

Product Compliance

[For compliance documentation, visit the product page on TE.com>](#)

EU RoHS Directive 2011/65/EU	Compliant
EU ELV Directive 2000/53/EC	Compliant
China RoHS 2 Directive MIIT Order No 32, 2016	No Restricted Materials Above Threshold
EU REACH Regulation (EC) No. 1907/2006	Current ECHA Candidate List: JAN 2021 (211) Candidate List Declared Against: JAN 2021 (211) Does not contain REACH SVHC
Halogen Content	Not Low Halogen - contains Br or Cl > 900 ppm.
Solder Process Capability	Not applicable for solder process capability

Product Compliance Disclaimer

This information is provided based on reasonable inquiry of our suppliers and represents our current actual knowledge based on the information they provided. This information is subject to change. The part numbers that TE has identified as EU RoHS compliant have a maximum concentration of 0.1% by weight in homogenous materials for lead, hexavalent chromium, mercury, PBB, PBDE, DBP, BBP, DEHP, DIBP, and 0.01% for cadmium, or qualify for an exemption to these limits as defined in the Annexes of Directive 2011/65/EU (RoHS2). Finished electrical and electronic equipment products will be CE marked as required by Directive 2011/65/EU. Components may not be CE marked. Additionally, the part numbers that TE has identified as EU ELV compliant have a maximum concentration of 0.1% by weight in homogenous materials for lead, hexavalent chromium, and mercury, and 0.01% for cadmium, or qualify for an exemption to these limits

as defined in the Annexes of Directive 2000/53/EC (ELV). Regarding the REACH Regulation, the information TE provides on SVHC in articles for this part number is based on the latest European Chemicals Agency (ECHA) 'Guidance on requirements for substances in articles' posted at this URL: <https://echa.europa.eu/guidance-documents/guidance-on-reach>

Compatible Parts



TE Part # CAT-023-DRARS1274
D-Sub Receptacle Assembly: Right Angle, Shell Size 1, 2.74mm



TE Part # CAT-AM7-253
IDC D-Sub: Receptacle Assembly, Low Profile, Signal, 2.77 mm



TE Part # CAT-025-DRAVS1274
D-Sub Receptacle Assembly: Vertical, Shell Size 1, 2.74mm



TE Part # CAT-026-RAVSAP1274
D-Sub Receptacle Assy: Vertical, Action Pin, Shell Size 1, 2.74mm




TE Part # CAT-AM7-248H8
IDC D-Sub: Receptacle Assembly, Wire to Wire, Signal, 2.74 mm



TE Part # 768340-1
UNIV HAND TOOL KIT AMPLATCH

Also in the Series | AMPLIMITE HDF



D-Sub Locking & Mounting(8)



IDC D-Sub Connectors(36)

Customers Also Bought



TE Part #1658615-2
IDC D-Sub: Plug Assembly, Low Profile, Signal, 2.77 mm




TE Part #1658614-2
IDC D-Sub: Receptacle Assembly, Low Profile, Signal, 2.77 mm



TE Part #1658642-1
D-Sub Crimp: Plug, Signal, 9 Posn, Pin Size 20, Shell Size 1



TE Part #T4061220003-002
M8 MALE R/A SINGLE ENDED CABLE ASSY



TE Part #104483-4
26 SHORT PT RCPT HSG DR .100CL



TE Part #1658622-8
34 NOVO MIL/CTR 30DP, LEAD FREE



TE Part #1658622-3
16 NOVO MIL/CTR 30DP, LEAD FREE



TE Part #1437012-5
609-002=HDW IDC JACKSCREW ASSY

Documents

Product Drawings

09 POS HDF PLUG, AP, LEAD FREE

English

CAD Files

3D PDF

English

Customer View Model

[ENG_CVM_1658615-4_O1.2d_dxf.zip](#)

English

Customer View Model

[ENG_CVM_1658615-4_O1.3d_igs.zip](#)

English

Customer View Model

[ENG_CVM_1658615-4_O1.3d_stp.zip](#)

English

By downloading the CAD file I accept and agree to the [Terms and Conditions](#) of use.

Datasheets & Catalog Pages

AMPLIMITE Subminiature D Connectors - Cable Connectors

English

AMPLIMITE Cable Connectors and Shielding Hardware Kits QRG

English

Product Specifications

Product Specification

English

Product Specification

English

Product Environmental Compliance

[MD_1658615-4_06092014729_dmtec](#)

English

[MD_1658615-4_06092014729_dmtec](#)

English



[Agency Approvals](#)

[UL Report](#)

English