

6050 DP Splash Resistant Switches - & Twins # 16A 250Vac

rocker switches



- ▶ Ratings up to 20A, 277V ac
- ▶ High in-rush (ON-OFF types)
- ▶ Positive switch action
- ▶ Distinctive styling
- ▶ Illuminated & non-illuminated
- ▶ Double pole
- ▶ BioCote antimicrobial option
- ▶ Panel cut out: 30.1 x 22.2mm

Approvals and specifications



European 16(4)A 250Vac T125, 10A 400Vac T125

UL CSA 20A 277Vac, 250Vac 1 1/2hp, 125Vac 1hp
UL 100°C, file E45221, CSA file LR10990

BioCote antimicrobial additive. Independently verified to ISO22196:2007.

3mm contact gap with Positive Break switching.

Call sales for IP details on Twin units.

Technical data on pages 4 & 5 (switches), 6 (indicators).

Patent app.

C 6053 A L--- B

TERMINAL FUNCTION ROCKER BODY PRINT, COLOUR, VOLTAGE ETC BioCote

TERMINAL	FUNCTION	ROCKER	
C 6.3 x 0.8	Approvals & ratings vary with function ON OFF Switches - ON when pressed over terminals 3 & 6 	A Softline Matt 	
H 4.8 x 0.8	6050 ON - OFF	A Softline Matt A Softline Matt Lit	
	6051 ON - OFF (momentary ON)		6060 ON - ON
	6052 ON - OFF (momentary OFF)		6061 ON - ON (momentary 1 side)
	6053 ON - OFF Lit		6062 2 Circuit ON - ON <small>In house tests only</small>
	6054 ON - OFF (momentary ON) Lit		6066 ON - ON (Single pole) Isolated light
	6055 ON - OFF (Single pole) (momentary ON) Lit		6067 ON - ON Lit
	6056 ON - OFF (Single pole) Isolated light		6068 ON - ON 1pole ON - OFF Lit 1pole
	6057 ON - OFF Isolated light		6069 ON - OFF 1pole ON - OFF Lit 1pole
	6058 ON - OFF (Single pole) Lit		6091 ON - OFF (momentary ON) Lit
6059 ON - OFF (Single pole) (momentary ON) Isolated light	6092 ON - OFF 1 pole ON - ON 1 pole Lit		
S Screw & Clamp N/A for assemblies with 3 terminals in either pole	Circuits are Double Pole unless described otherwise	P Lit Window Matt Lit Window	



Integral Splash Resistance

Current carrying parts are protected from moisture. Droplets which may enter the switch are channelled out through ports in the switch body

For IP65 see options below



C6050AL ---



C6053AL ---



C6053PL ---



C6000A/C6000AL



C6003P/C6003PL

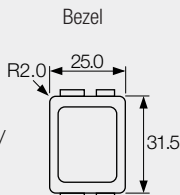
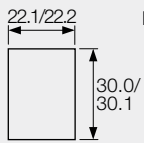


C6003P/C6030AL

BODY

L Double pole

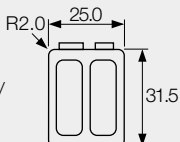
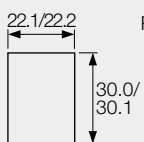
Panel cut-out *



L Twin units

Contact sales for information on splash resistance and IP ratings

Panel cut-out *



OPTIONS

Finish Matt is standard.


Colour Call sales for custom colours. A full range is available for large orders.

Legend printing Select from the examples or call factory for custom legends.

Lamp voltage Call sales for details.

Protective cover

The 6050 series is a water through design. For a higher level of sealing, a snap on cover is available (add G after body code). This reduces panel thickness by 1.0mm.



Panel sealing washer W42 is available. This reduces panel thickness by 0.9mm. Covers are not suitable for momentary types.

IP Ratings Call the sales for details.

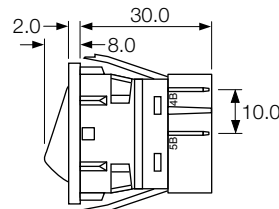
Terminal Link P1067 connects the poles of a double pole switch or twin unit.

Mounting orientation may affect IP rating.

BioCote Antimicrobial Additive 
Moulded components have antimicrobial properties using BioCote silver ion technology.

For all options call sales.

DIMENSIONS (mm)



Terminal spacing - Poles 10.5 between centres

Panel thickness

L 0.75 to 3.0mm

* For cut-out details on momentary switches call sales

Examples of printing



EN1196



EN1197

Cut-outs must be punched in the direction of insertion