

Antimicrobial Switches - 8500 Rocker Switches - Miniature



rocker switches



- ▶ Miniature rocker switch
- ▶ Ratings up to 15A, 250Vac
- ▶ High inrush tolerance
- ▶ Single & double pole in same body size
- ▶ Illuminated & non-illuminated
- ▶ Matching indicators
- ▶ Industry standard panel cut-out
- ▶ Rotary and push button actuator options
- ▶ BioCote antimicrobial option
- ▶ Panel cut out: 19.3 x 12.9



10(6)A 250Vac T125 IE4 (non lit types)
6(4)A 250Vac T125 5E4 (50,000 Operations)
10(6)A 250Vac T100 (lit types)



UL CSA 15A Non Ind 250Vac, 14A Ind 250Vac, 10A 277Vac
UL CSA 250Vac 1/2hp, 125Vac 1/4hp
UL 105°C, (non lit) file E45221, CSA file LR10990



Inrush 85A to EN61058-1 & 10A 24Vdc



RoHS compliant



BioCote antimicrobial additive. Independently verified.

3mm contact gap.
 Technical data on pages 4 & 5 (switches), 6 (indicators).

H 8550 V B--- B

TERMINAL FUNCTION ROCKER BODY PRINT, COLOUR, VOLTAGE ETC BioCote


▶ TERMINAL	▶ FUNCTION		▶ ROCKER
H 4.8 x 0.8 8.5	Approvals & ratings vary with function	 ON OFF Switches are ON when pressed over terminal 1	H Slotted for custom caps Slots for snap-in buttons
K 2.8 x 0.8 8.5 2.6 1.5	8500	 ON - OFF Single pole (Uses terminals 1a & 2a)	R Semi-rotary (not lit)
L 2.8 x 0.8 3.2 2.6 Right angle version of K terminal available on 8500 only	8503	 ON (lit) - OFF Single pole	D Paddle lever (not lit)
R 4.8 x 0.8 4.5 1.5 3.1	8550	 ON - OFF Double pole	V Curved (not lit) V Curved (lit)
T 4.8 x 0.8 8.5 1.0 0.8 Solder	8553	 ON (lit) - OFF Double pole	X Two colour (not lit) A Softline lens
P 4.8 x 0.8 8.5 1.0 0.8 Solder	8580 Available with H terminals only	 Indicator 	P Push button operation (8500 only) See drawing opposite



H8500VB ---
T8500VB ---




H8550VB ---
T8550VB ---



H8550HB ---
T8550HB ---



H8550XB ---
T8550XB ---



H8550RB Semi-rotary
A splash proofing option



H8500PO ---
Pushbutton option



H8553VB ---
T8553VB ---

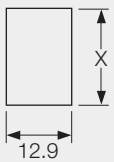


H8580AB ---

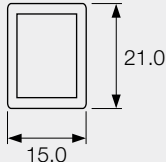
BODY

B
Standard body with terminal barrier

Panel cut-out

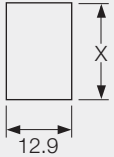


Bezel

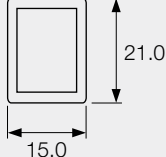


BC
Body without terminal barrier

Panel cut-out



Bezel



Dimensions for snap-in fixing

Panel thickness	Dim X
0.75-1.25	19.1/19.2
1.25-2.00	19.3/19.4
2.00-3.00	19.7/19.8

Cut-outs must be punched in the direction of insertion

OPTIONS

Finish

Matt finish only.

Colour

Call sales for custom colours.
A full range is available for large orders.

Legend printing

Select from the examples or call sales for custom legends.

Lamp voltage

Call sales for details of available voltages.

Protective cover L167

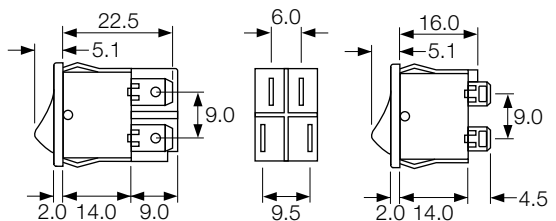
Snaps on to bodies with V or X style rockers and A lens but reduces panel thickness by 0.8mm.



BiCote Antimicrobial Additive

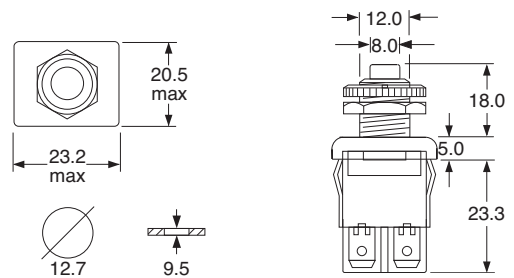
Moulded components have antimicrobial properties using BiCote silver ion technology.

DIMENSIONS (mm)



"B" body with barrier for H, T and K terminals

"BC" body w/o barrier primarily for L or R terminals (can be used for all terminals)



'PO' Actuator and body - push button function (8500 only)

Examples of printing

