


INSTRUCTION

Levido
901610.002.1



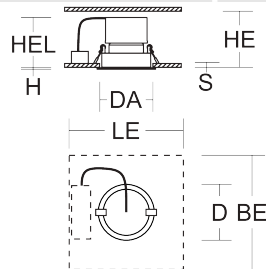
~ 220 - 240 V 50/60 Hz IP 20, IP 40 IK06



 2 x 0,75 mm²



Umgebungstemperatur /
temperature ambiante
=> -20 °C ... + 25 °C



D 91, H 2, HEL 92

DA 78, HE 95, S 1-20, LE 200, BE 200 500 g



Φ [lm]

P_{in} [W]

P_{out}

LED

1100

16

1 x 12,6 W

CCT [K]

CRI

RG

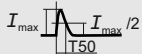
EEK

4000

80

RG 1

F



B_{10}
[St.]

B_{16}
[St.]

C_{10}
[St.]

C_{16}
[St.]

$\cos \varphi$

10,15 A / 185 μ s

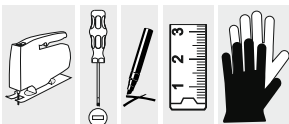
34

49

57

82

0,95





Allgemeine Sicherheitshinweise

- Der elektrische Anschluss muss ordnungsgemäß nach geltenden Normen und den nationalen sowie internationalen Sicherheits- und Unfallverhütungsvorschriften erfolgen.
- Beschädigte Leuchten dürfen nicht betrieben werden.
- Keine Haftung für Schäden durch unsachgemäßen Einsatz.
- Bei Instandsetzung nur Originalteile verwenden.
- Tragfähigkeit der Decke und Befestigungselemente sicherstellen.

Betrieb der Leuchte

- Die unzulässigen Umgebungstemperaturen reduzieren die Lebensdauer der Leuchte, im Extremfall droht der Frühausfall.
- Zur Vermeidung von EMV-Problemen die Durchgangsverdrahtung nicht entlang der Leuchtenverdrahtung führen.
- Steuereingänge von dimmbaren Leuchten mit handelsüblichen für Netzspannung geeigneten Leitungen anschließen.

Manipulationen unserer Produkte sind unzulässig

Veränderung, Umarbeitung, Umkennzeichnung von Produkten sowie deren Verpackung sind unzulässig und verletzen u.a. unsere eingetragenen Warenzeichenrechte. Solche Modifikationen können technische Eigenschaften unserer Produkte negativ beeinflussen, diese zerstören und möglicherweise Folgeschäden an anderen Objekten verursachen. Für durch derartige Modifikationen verursachte Schäden kann der Hersteller in keinem Fall verantwortlich gemacht werden.



General Safety Information

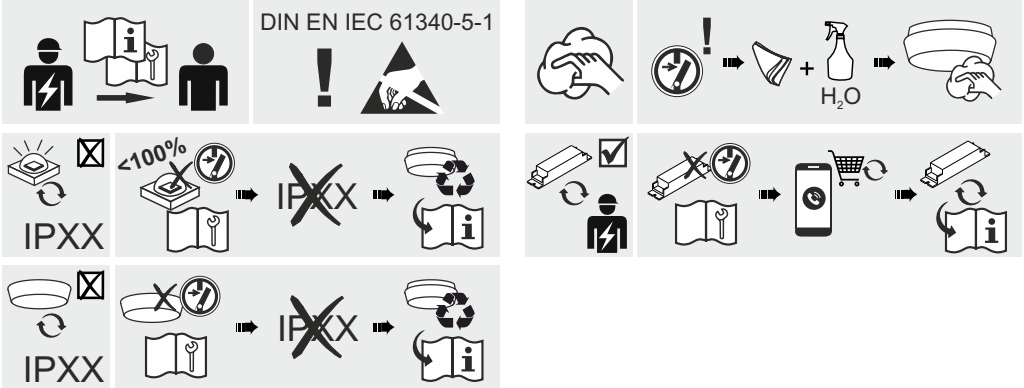
- Electric connection must be appropriate according to all applicable standards and other national and international safety and accident prevention regulations.
- Damaged luminaires must not be operated.
- No liability is accepted for damages resulting from improper use.
- Use genuine parts only for repair.
- Ensure stability of the ceiling and fastening elements.


Operation of the luminaire

- Exceeding the permissible ambient temperature will reduce the luminaire's lifecycle, resulting in premature failure in extreme cases.
- Avoid ESD problems by not routing feed-through wiring directly along the wiring of the luminaire.
- Connect control inputs of dimmable luminaires with standard cables suitable for power supply voltage.


Manipulation of our products is not permitted


Modifications, reworking, re-labelling of products as well as their package is not permitted and infringes, amongst others, our registered trademark rights. Such modifications may affect technical properties of our products, damage them and possibly cause consequential damage to other objects. The manufacturer shall not be responsible under any circumstances for damage caused by such modifications.



 Bei Fragen zu unseren Symbolen, besuchen Sie folgende Webseite:
If you have any questions about our signs, visit the following website:

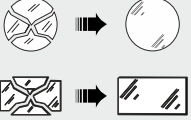
www.rzb.de/fileadmin/assets/downloads/PDF/RZB_Symbolklaerung.pdf



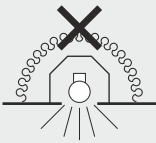
EEK 

Dieses Produkt enthält eine Lichtquelle der Energieeffizienzklasse F entsprechend Verordnung (EU) 2019/2015

This product contains a light source of energy efficiency class F according to regulation (EU) No 2019/2015

 Jede zersprungene Schutzabdeckung ist zu ersetzen. DIN EN 60598

Replace any cracked protective shield. IEC DIN EN 60598

 Nicht zur Abdeckung mit Wärmedämm-Material geeignete Leuchten!

Not to be covered with thermal insulation material!



IP 20

Oberhalb der Decke IP 20

Above the ceiling IP 20



IP 40

Unterhalb der Decke IP 40

Below the ceiling IP 40



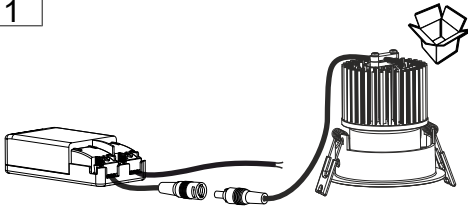
LED-Treiber mit verschiedenen Phasenabschrittdimmer /
LED drivers with different phase-cut dimmers

02.2021

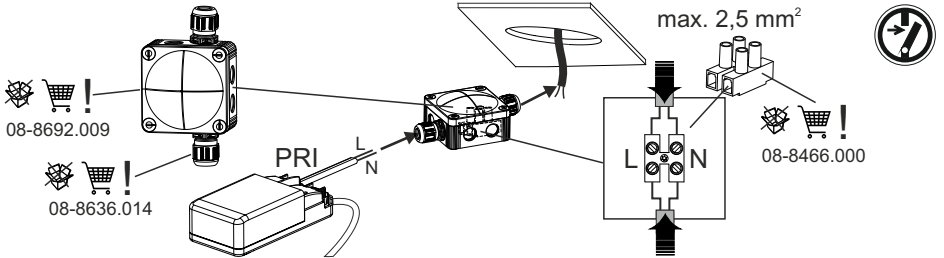
Produktname / Product name	Artikelname / Article name	Anzahl Treiber pro Dimmer / Number of drivers per dimmer
Busch	6523 U-102	1 - 12
Clipsal	32E450TM	1 - 12
Clipsal	32E450UDM	1 - 12
ELKO	316GLED	1 - 9
ELKO	315GLE-2Pole	1 - 9
ELKO	315GLE	1 - 9
Feller	40200.LED.F.61	1 - 6
GIRA	117600/I01	1 - 12
JUNG	225 TDE	1 - 15
JUNG	225NVDE	1 - 3
JUNG	254 UDIE 1	1 - 17
Niko	325	1 - 9
SAL	SDA450	1 - 12
SAL	SDD350	1 - 10
Siemens	5TCB 257	1 - 14
Clipsal	32ELEDM	1 - 11
DIGINET / MMDM	04-B3218-H	1 - 11
DIGINET / MMDM	04-B1218-D	1 - 11
SG Bluetooth	820322	1 - 11
GIRA	6523U	1 - 6
Sunny	SDD400U	1 - 11
Clipsal	31E2PUDM	1 - 11
Trader	DIMR Trader Dimpala Eclipse	1 - 11
Ansell	Orbio 360 LED	1 - 10
SCHNERDER	SBD315RC	1 - 9
VARILICHT	JQP401W	1 - 8
MK	K1521 WHILV	1 - 8



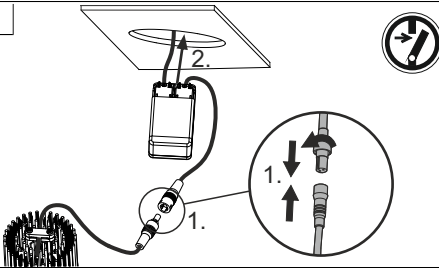
1



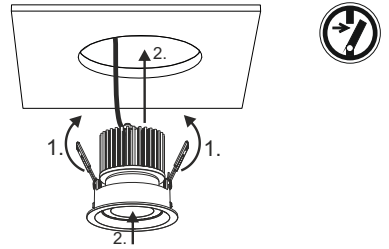
2



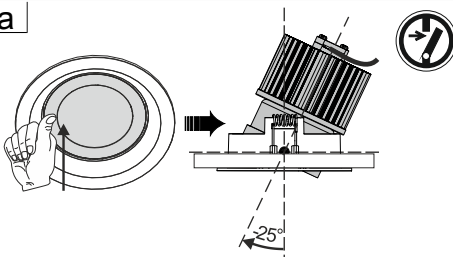
3



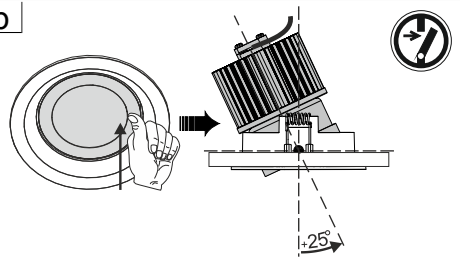
4



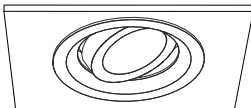
5a

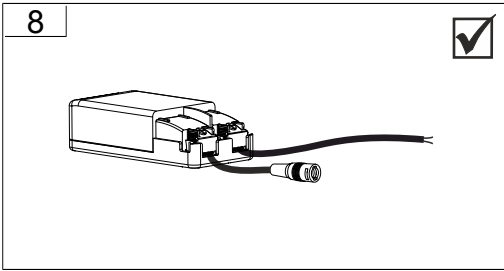
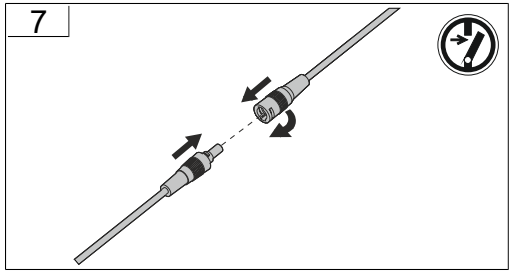
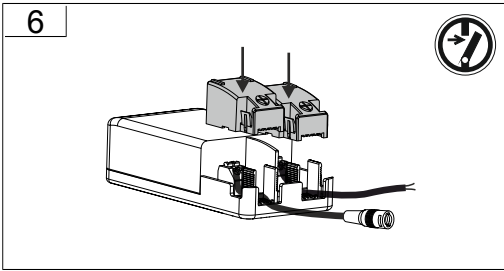
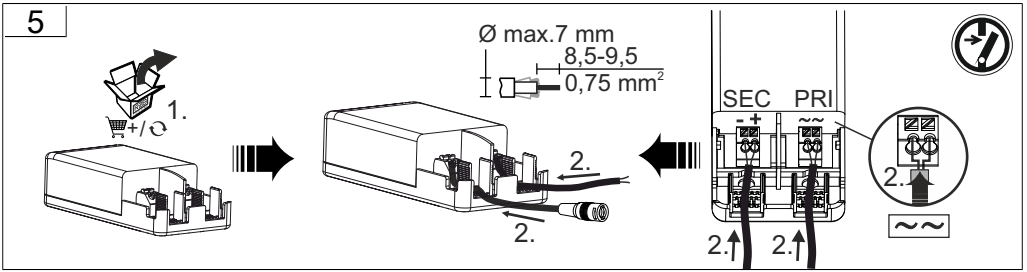
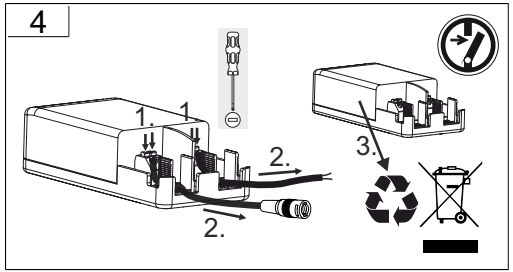
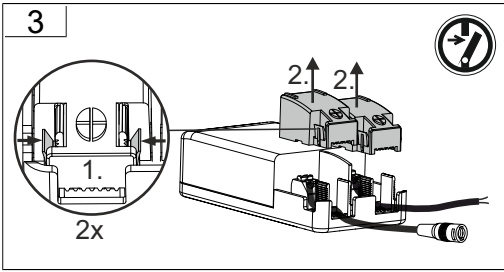
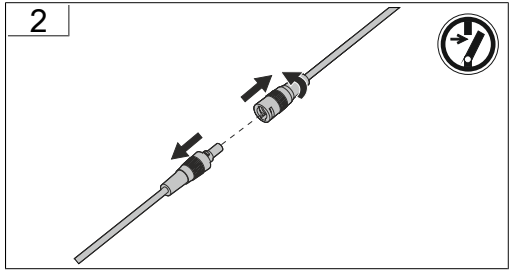
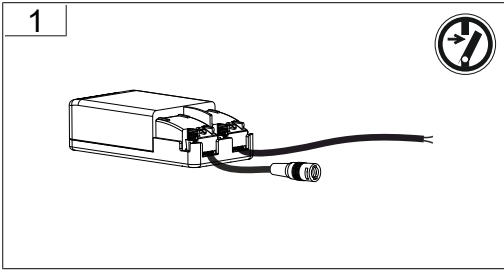


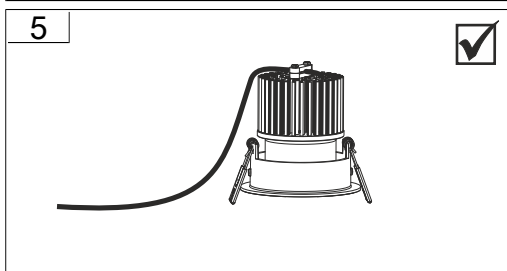
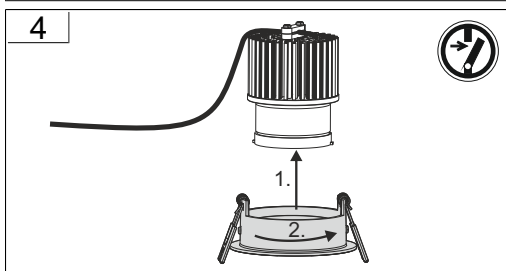
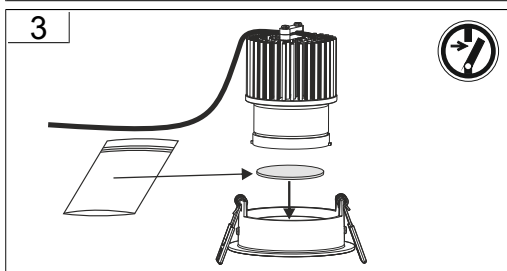
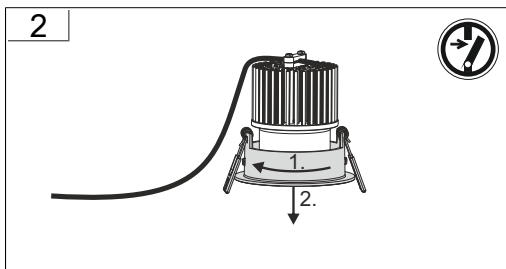
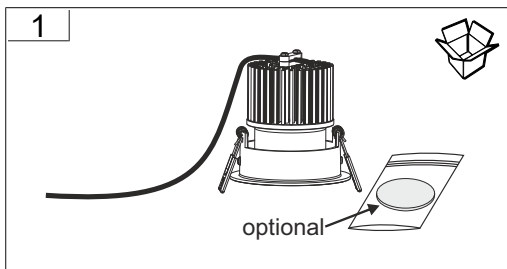
5b

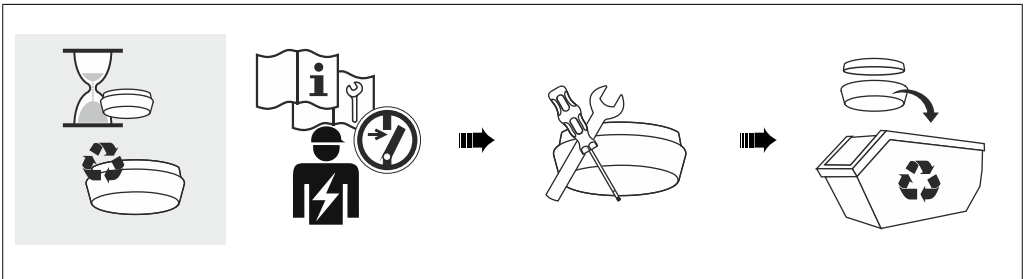
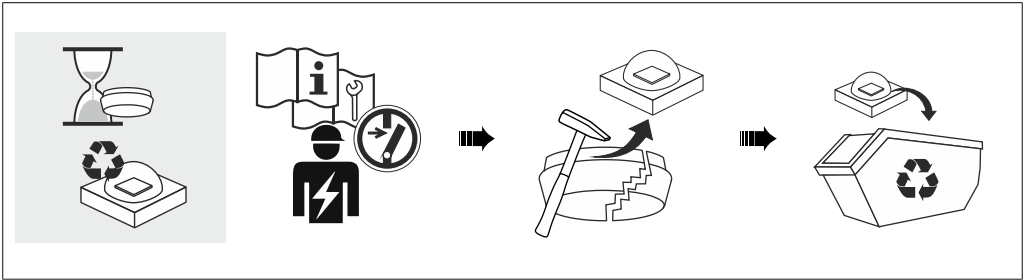


6





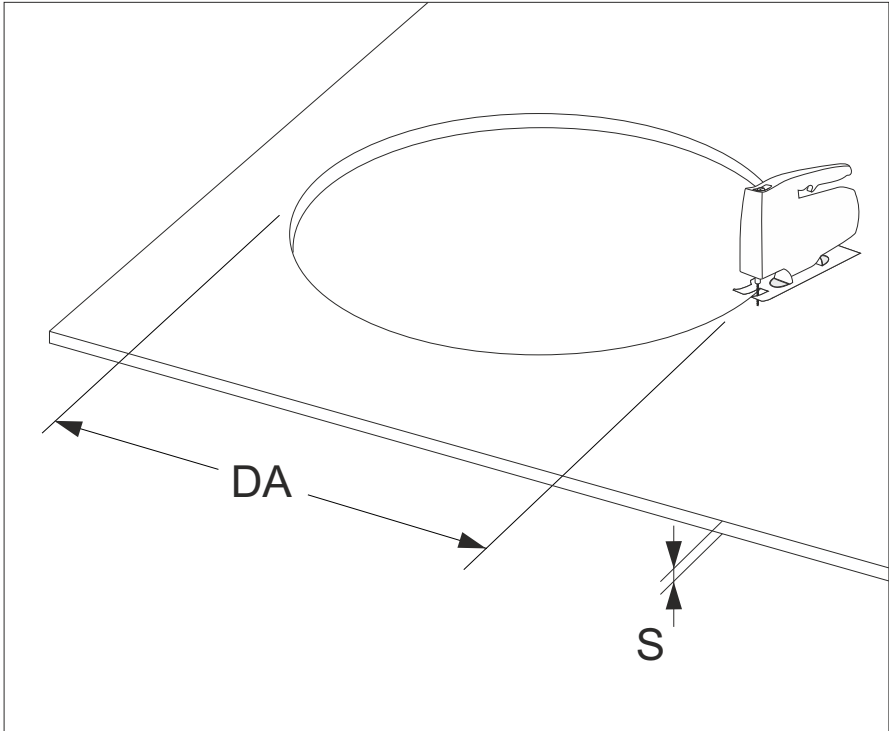








Ausschnitt / cutout



RZB - Rudolf Zimmermann, Bamberg GmbH

🏠 Rheinstraße 16, 96052 Bamberg

☎ 0951/7909-0

📠 0951/7909-198

🌐 info@rzb-leuchten.de