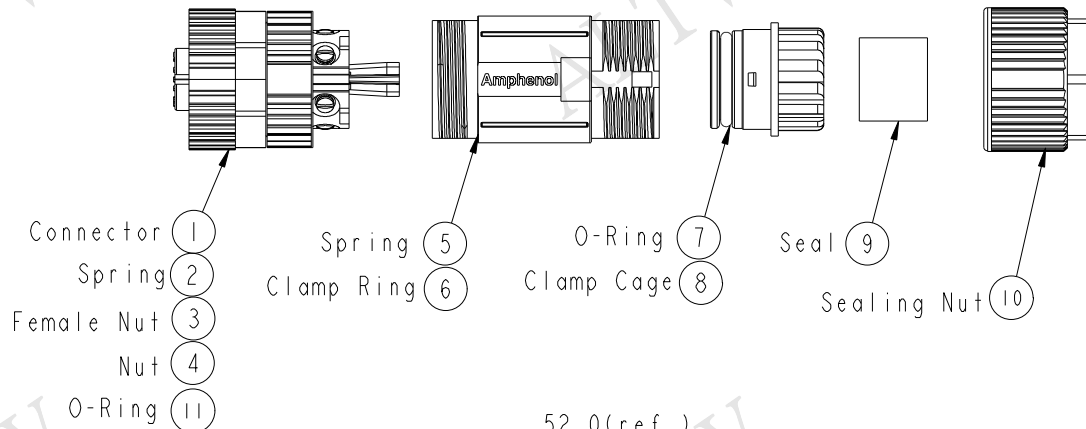
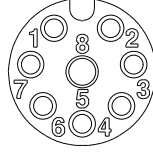
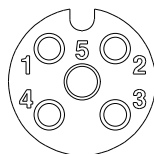
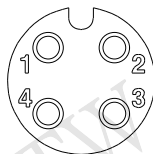
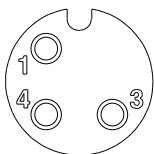
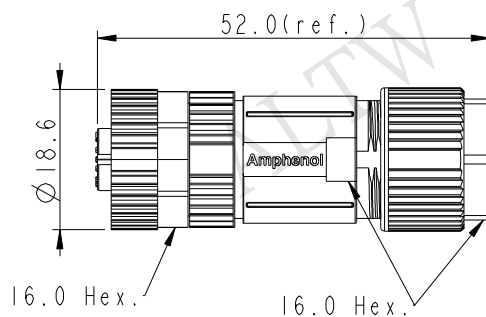


ALTW  
CONFIDENTIAL  
2015-09-23  
R&D DEPT.

REV.	ECN NO.	DATE	SIGN	DESCRIPTION



ALTW  
DCC. DEPT.  
CONFIDENTIAL  
2015.10.28  
ISSUED



Pin Assignments Front View

UNIT:mm		
TOLERANCE		
±0.5mm		


TITLE M12 A-Code Shielded Assy F Conn. F Pin			
SCALE 1:1	SIZE A4	SHEET 1 OF 2	
REV. A	WC-REV. A.3	QC: Inspection item	

**Amphenol LTW**  
安費諾亮泰企業股份有限公司

ITEM NO.	DRAWN BY Mila	DATE 2015-09-23
DWG NO. MSAS-XXBFFB-SL7001	CHECKED BY Cary	DATE 2015-09-23
CUSTOMER ALTW	APPROVED BY Jerry	DATE 2015-09-23

THIS DOCUMENT IS SUBJECT TO CHANGE WITHOUT NOTICE. IT IS CONFIDENTIAL AND A PROPERTY OF AMPHENOL LTW. DISCLOSURE TO THIRD PARTY HAS TO BE AUTHORIZED BY AMPHENOL LTW.

THIS DOCUMENT IS SUBJECT TO CHANGE WITHOUT NOTICE. IT IS CONFIDENTIAL AND A PROPERTY OF AMPHENOL LTW. DISCLOSURE TO THIRD PARTY HAS TO BE AUTHORIZED BY AMPHENOL LTW.



M SAS - XX B F F B - S L 7 001

SAS: A-Code Shielded

03: 3Pin  
04: 4Pin  
05: 5Pin  
08: 8Pin

001: Without Cable

7: IP67 (防水等級67)

L: Straight (180°)

B: Without S/R (無網尾)

S: Screw (螺紋式)

F: Female Connector (母座)

B: Screw in Type (組裝式)

F: Female Pin (母Pin)

Note:

- \* Important Dimension To Check.
- \* Waterproof Rate: IP67
- \* Housing: Nylon, Black
- \* Clamp Cage: Nylon, Black
- \* Female Pin: Copper Alloy, Gold Plated
- \* Female Nut: Zinc Alloy, Nickel Plated
- \* Nut: Zinc Alloy, Nickel Plated
- \* O-Ring: Silicon, Grey
- \* Clamp Ring: Zinc Alloy, Nickel Plated
- \* Sealing Nut: Zinc Alloy, Nickel Plated
- \* Seal: Silicon, Grey
- \* Seal For Cable OD:  $\varnothing 4.0\text{mm} \sim \varnothing 7.5\text{mm}$
- \* Screws for Wire connection recommended tightening torque:  $0.61 \sim 0.84 \text{ kgf.cm} / 0.059 \sim 0.082 \text{ N.m}$
- \* Applicable Wire gauge (Stranded wire cross section)  $0.14\text{mm}^2 (26\text{AWG}) \sim 0.82\text{mm}^2 (18\text{AWG})$
- \* Mating Recommended tightening torque:  $3 \sim 4 \text{ kgf.cm} / 0.29 \sim 0.39 \text{ N.m}$
- \* Sealing-Nut Recommended tightening torque:  $4 \sim 6 \text{ kgf.cm} / 0.39 \sim 0.59 \text{ N.m}$
- \* Detailed applicable wire specifications may vary depending on the actual wire construction.

UNIT: mm		TITLE		M12 A-Code Shielded Assy F Conn. F Pin	Amphenol LTW 安費諾亮泰企業股份有限公司	ITEM NO	DRAWN BY	DATE
		TOLERANCE				DWG NO	CHECKED BY	DATE
		±0.5mm				CUSTOMER	APPROVED BY	DATE
SCALE	SIZE	SHEET	OF	REV.	WC-REV.	ALTW	Jerry	2015-09-23
1:1	A4	2	2	A	A.3			2015-09-23
				☉: Inspection item				2015-09-23