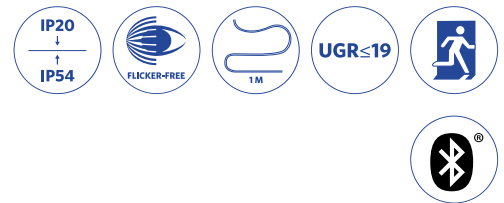




- High quality LED Slim Panel, suitable for offices (UGR19)
- Recessed, suspended and surface mounting possible
- Up to 60% lower energy consumption vs TL











Specifications

Item Code	Item Description	Equivalent to (W)	Power (W)	Lumen	Efficacy (lm/W)	CCT (K)	Colour rendering index (CRI)	Weight (kg/pc)
Wieland2, Smart								
542004082100	LEDPanelRc-S5 Sq595-30W-BLE-840-U19-WL	TL 4x18W	30	3900	130	4000	≥ 80	2.74

Available on request with Wieland GST18 or WAGO WINSTA connector, or Euro/Schuko plug. DALI2 versions are compatible with central emergency lighting according to EN 50172. BLE versions in surface mounting frames might lead to limited BLE signal strength.

Accessories

Surface Mounting Frame		Recessed Mounting Frame				
						
140055484 LEDPanelRc-SI Sq600-Surface-Module-WH-CT	542098017600 LEDPanelRc2 Sq600-Surface-Kit-WH	542098009600 LEDPanelRc Sq600-Frame-WH	140057770 LEDPanelRc-SI-Mounting-Springs-595	542098006900 LEDPanel-S4-Suspension-Kit	542098000800 LEDPanelRC-SI U19 EM-kit 1h	
					542098000900 LEDPanelRC-SI U19 EM-kit 3h	
						
140060852 LEDFixture-Ceiling-Cable-Kit-0.5m	542098030700 Junction-Box-WH					

Packaging Information

Item			Box			
Item Code	Item Description	Commodity Code	Dimensions (mm) (LxWxH)	Gross Weight (kg)	EAN	pc/box
542004082100	LEDPanelRc-S5 Sq595-30W-BLE-840-U19-WL	94051190	661x695x46	3.25	6941497756060	1
140055484	LEDPanelRc-SI Sq600-Surface-Module-WH-CT	94059900	690x690x118	4.26	6956321879808	1
140057770	LEDPanelRc-SI-Mounting-Springs-595	73209090	80x80x53	0.50	6956321888121	1
140060852	LEDFixture-Ceiling-Cable-Kit-0.5m	73121020	100x100x5	0.40	6956321895266	1
140063563	LEDSmartlight-Rc-Sensor	85365005	100x100x70	0.19	6956321862602	1
140063564	LEDSmartlight-Switch	85365005	89x21x101	0.10	6956321862619	1
506006003100	LEDSmart-Relay-500W	85364900	37x110x57	0.10	6956321820824	1
542098000800	LEDPanelRC-SI U19 EM-kit 1h	85044082	490x390x150	0.98	6941497702340	1
542098000900	LEDPanelRC-SI U19 EM-kit 3h	85044082	490x390x150	1.08	6941497702333	1
542098006900	LEDPanel-S4-Suspension-Kit	73121020	130x130x30	0.22	6941497701428	1
542098009600	LEDPanelRc Sq600-Frame-WH	94059900	688x88x694	1.79	6941497704061	1
542098017600	LEDPanelRc2 Sq600-Surface-Kit-WH	94059900	800x330x230	1.53	6941497720696	1
542098030700	Junction-Box-WH	85369010	43x103.4x26	0.06	6941408868684	1
560000005700	Smart Connect Box	85176200	100x60x105	0.30	6941497711663	1
560000008400	LEDSmartlight-Rc-MW-Sensor	85365005	110x110x75	0.19	6941497726995	1
560098000600	LEDSmart-Sensor Surface-Module-WH	94059200	330x220x255	0.15	6941497703972	1
821017001100	LEDSmart-BLE-Multi-Switch-Module	94059200	46x46x30	0.07	6941408898476	1

Technical Specifications

Lifetime (L70)	100,000 h
Lifetime (L80)	70,000 h
Lifetime (L90)	50,000 h
On-/Off-cycles	100,000
Colour consistency (SDCM)	3
Dimmability	BLE
Beam angle	85°
Finishing	White RAL9003
UGR	≤ 19
IP front side	IP54
IP recessed part	IP20
Impact strength	IK04
Protection class	II
Risk group (EN 62471)	RG0
With control gear	Yes
Glow wire test	650°C
Driver failure rate (at 5,000 hrs)	<1 %
Power factor	≥ 0.9

Electrical Supply

Frequency	50/60 Hz
Nominal voltage	220-240 V AC
DC input voltage	See catalogue appendix
	Connection Specifications
230V Cable length	1 m

Mechanical Properties

Housing material	Aluminium
Optical material	PMMA
Cover material	Polystyrene (PS)

Ambient Conditions

Operating temperature	-20-+40°C
Application temperature	+25°C
Storage environment	-25-+50°C



ENERGY

OPPLE Lighting
542004082100

A	
B	
C	
D	
E	
F	
G	

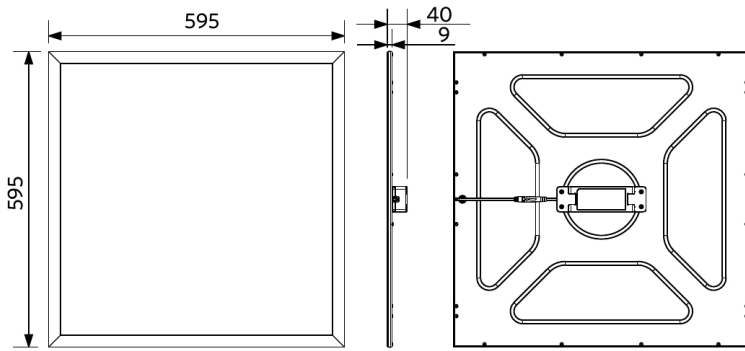
F

30
kWh/1000h

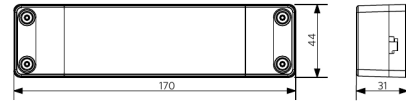
2019/2015

Dimensional Drawing (mm)

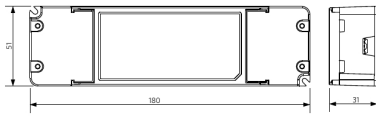
LEDPanelRc-S5 Sq595



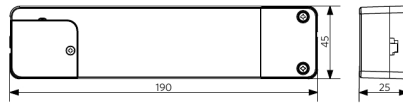
LEDPanelRc-S5
Driver On/Off



LEDPanelRc-S5
Driver Dim



LEDPanelRc-S5
Driver Tunable White



Photometric Data

