

RT424012F ✓ ACTIVE

SCHRACK | SCHRACK Power PCB Relay RT2

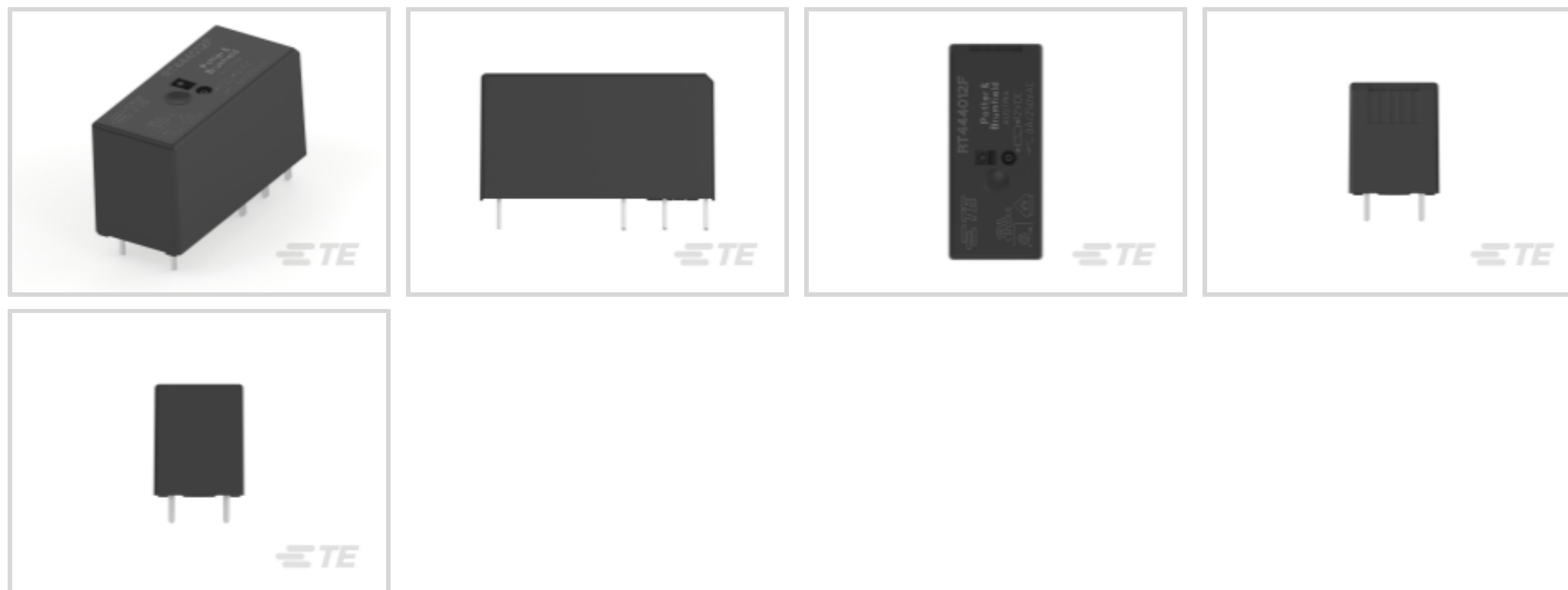
TE Internal #: 2-1393237-8

SCHRACK Power PCB Relay RT2, Power Relays, Standard, Monostable, DC, 400 mW Coil Power Rating DC, 360 Ω Coil Resistance, UL Coil Insulation Class F

[View on TE.com >](#)



Relays, Contactors & Switches > Relays > Power Relays



Power Relay Type: **Standard**

Coil Magnetic System: **Monostable, DC**

Coil Power Rating Class: **300 – 400 mW**

Coil Power Rating DC: **400 mW**

Coil Resistance: **360 Ω**

Features

Product Type Features

| | |
|------------------|----------|
| Power Relay Type | Standard |
|------------------|----------|

Electrical Characteristics

| | |
|--|-----------------|
| Insulation Initial Dielectric Between Coil & Contact Class | 4000 – 5000 V |
| Insulation Initial Dielectric Between Open Contacts | 1000 Vrms |
| Contact Limiting Making Current | 15 A |
| Contact Limiting Continuous Current | 8 A |
| Insulation Creepage Class | 8 mm |
| Insulation Initial Dielectric Between Adjacent Contacts | 2500 Vrms |
| Insulation Initial Dielectric Between Contacts & Coil | 5000 Vrms |
| Insulation Creepage Between Contact & Coil | 10 mm [.394 in] |
| Contact Limiting Breaking Current | 8 A |
| Coil Magnetic System | Monostable, DC |
| Coil Power Rating Class | 300 – 400 mW |
| Coil Power Rating DC | 400 mW |



| | |
|---------------------------------|----------------------------|
| Coil Resistance | 360 Ω |
| Coil Special Features | UL Coil Insulation Class F |
| Coil Voltage Rating | 12 VDC |
| Contact Switching Voltage (Max) | 400 VAC |
| Contact Voltage Rating | 250 VAC |

Body Features

| | |
|-----------------------------|-------------------------------------|
| Insulation Special Features | Tracking Index of Relay Base PTI250 |
| Product Weight | 13 g[.459 oz] |

Contact Features

| | |
|------------------------------|------------------|
| Contact Arrangement | 2 Form C (CO) |
| Contact Current Class | 5 – 10 A, 16 A |
| Contact Current Rating (Max) | 8 A |
| Contact Material | AgNi90/10 |
| Contact Number of Poles | 2 |
| Relay Terminal Type | PCB-THT, Plug-In |

Mechanical Attachment

| | |
|---------------------|-------------------------------|
| Relay Mounting Type | Printed Circuit Board, Socket |
|---------------------|-------------------------------|

Dimensions

| | |
|---|------------------|
| Length Class (Mechanical) | 25 – 30 mm |
| Insulation Clearance Class | 8 mm |
| Height Class (Mechanical) | 15 – 16 mm |
| Insulation Clearance Between Contact & Coil | 10 mm[.394 in] |
| Width Class (Mechanical) | 12 – 16 mm |
| Product Width | 12.7 mm[.5 in] |
| Product Length | 29 mm[1.142 in] |
| Product Height | 15.7 mm[.618 in] |

Usage Conditions

| | |
|---|---------------|
| Environmental Ambient Temperature (Max) | 85 °C[185 °F] |
|---|---------------|

Packaging Features

| | |
|------------------|--------------|
| Packaging Method | Carton, Tube |
|------------------|--------------|

Product Compliance

For compliance documentation, visit the product page on [TE.com](https://www.te.com)>



| | |
|---|---|
| EU RoHS Directive 2011/65/EU | Compliant |
| EU ELV Directive 2000/53/EC | Compliant |
| China RoHS 2 Directive MIIT Order No 32, 2016 | No Restricted Materials Above Threshold |
| EU REACH Regulation (EC) No. 1907/2006 | Current ECHA Candidate List: JAN 2022 (223) Candidate List Declared Against: JAN 2022 (223) Does not contain REACH SVHC |
| Halogen Content | Not Low Halogen - contains Br or Cl > 900 ppm. |
| Solder Process Capability | Wave solder capable to 265°C |

Product Compliance Disclaimer

This information is provided based on reasonable inquiry of our suppliers and represents our current actual knowledge based on the information they provided. This information is subject to change. The part numbers that TE has identified as EU RoHS compliant have a maximum concentration of 0.1% by weight in homogenous materials for lead, hexavalent chromium, mercury, PBB, PBDE, DBP, BBP, DEHP, DIBP, and 0.01% for cadmium, or qualify for an exemption to these limits as defined in the Annexes of Directive 2011/65/EU (RoHS2). Finished electrical and electronic equipment products will be CE marked as required by Directive 2011/65/EU. Components may not be CE marked. Additionally, the part numbers that TE has identified as EU ELV compliant have a maximum concentration of 0.1% by weight in homogenous materials for lead, hexavalent chromium, and mercury, and 0.01% for cadmium, or qualify for an exemption to these limits as defined in the Annexes of Directive 2000/53/EC (ELV). Regarding the REACH Regulation, the information TE provides on SVHC in articles for this part number is based on the latest European Chemicals Agency (ECHA) 'Guidance on requirements for substances in articles' posted at this URL: <https://echa.europa.eu/guidance-documents/guidance-on-reach>

Compatible Parts



Also in the Series | **SCHRACK Power PCB Relay RT2**



Power Relays(112)

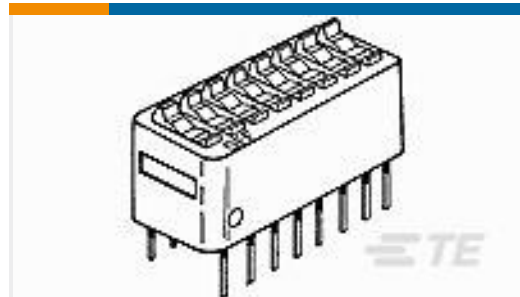
Customers Also Bought



TE Part #3-641241-8
08P MTA100 CONN ASSY RED LF



TE Part #8-324918-2
TERMINAL,PIDG R 12-10 10



TE Part #5435640-7
DIP SW 10POSN AU



TE Part #2329362-2
PB OFF/ON RC RED M1 TERM IP68
500MM LHS




TE Part #5-1419124-7
OSA-SS-212DM5,000



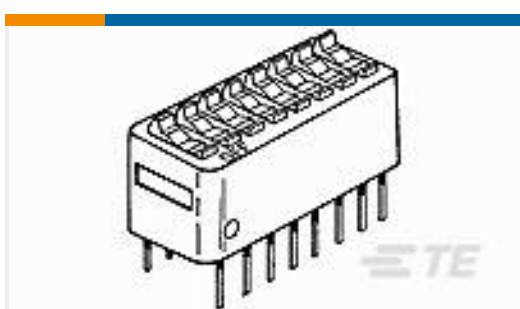
TE Part #40626
FUSE TERMINAL RECEPTACLE 16-14
AWG TPBR



TE Part #3-582340-9
TEST PROBE REC130H BI-MT WHT
GPBR



TE Part #5-103169-2
08 MODII HDR DRST SHRD .100CL



TE Part #5435640-1
DIP SW 7POSN AU

Documents

CAD Files

3D PDF

English

Customer View Model

[ENG_CVM_2-1393237-8_SHG1.3d_igs.zip](#)

English

Customer View Model

[ENG_CVM_2-1393237-8_SHG1.3d_stp.zip](#)



English

Customer View Model

[ENG_CVM_2-1393237-8_SHG1.2d_dxf.zip](#)

English

By downloading the CAD file I accept and agree to the [Terms and Conditions](#) of use.

Datasheets & Catalog Pages

[Power PCB Relay RT2 Potter & Brumfield](#)

English

[Industrial Relays Quick Reference Guide](#)

English

[Industrial Relays Quick Reference Guide](#)

Japanese

[Industrial Relays Quick Reference Guide](#)

Product Specifications

[Definitions, Handling, Processing, Testing and Use of Relays](#)

English

Product Environmental Compliance

[MD_2-1393237-8_040320181446_dmtec](#)

English

[MD_2-1393237-8_040320181446_dmtec](#)

English

Agency Approvals

[VDE Certificate](#)

English