

## OTi DALI 35/220...240/1A0 NFC TW

OPTOTRONIC Intelligent – DALI NFC TW | Compact constant current LED driver – Dimmable



### Product family features

- Line frequency: 0 Hz | 50 Hz | 60 Hz
- Supply voltage: 220...240 V
- Usable as DT6 (2-channel) or DT8 (Tunable White) driver
- Constant Lumen Output (CLO)
- Integrated customizable thermal management (Driver Guard)
- SELV driver

### Product family benefits

- Control of standard white or Tunable White light acc. DALI device type 8 (DT8)
- TouchDIM Tunable White integrated for use without additional LMS
- Fully programmable via T4T software (NFC, DALI Interface)
- Lifetime: up to 100,000 h (temperature at  $T_c = 65^\circ\text{C}$ , max. 10 % failure rate)
- High-quality dimming of 1...100 % by amplitude dimming
- High quality of light thanks to <1% output ripple current
- Fulfill safety requirement due to overload, overtemperature, Hot Plug protection



## Product datasheet

---

### Areas of application

- Classrooms
- Conference rooms
- Daylight simulation for windowless rooms
- For Tunable White as well as for 2-channel use (e.g. direct/indirect lighting)
- Healthcare and hospitality with HCL functionality
- Independent mounting via Cable Clamp Kit possible
- Installation in emergency lighting systems according to IEC 61347-2-13, appendix J
- Office with high end HCL functionality
- Suitable for indoor and outdoor SELV installations

## Technical data

### Electrical data

Nominal input voltage	220...240 V
Mains frequency	0/50/60 Hz
Input voltage AC	198...264 V <sup>1)</sup>
Input voltage DC	176...276 V
Total harmonic distortion	< 20 % <sup>2)</sup>
Power factor $\lambda$	$\geq 0.95$
Efficiency in full-load	90 % <sup>3)</sup>
Inrush current	19 A <sup>4)</sup>
Max. ECG no. on circuit breaker 10 A (B)	22
Max. ECG no. on circuit breaker 10 A (C)	-
Max. ECG no. on circuit breaker 16 A (B)	36
Max. ECG no. on circuit breaker 16 A (C)	-
Max. ECG no. on circuit breaker 25 A (B)	-
Surge capability (L/N-Ground)	2 kV
Surge capability (L-N)	1 kV
Nominal output voltage	15...54 V <sup>5)</sup>
U-OUT (working voltage)	60 V
Nominal output current	350...1050 mA
Default output current, 2-channel DT6	350 mA <sup>6)</sup>
Default output current, TW DT8	350 mA <sup>7)</sup>
Output current tolerance	$\pm 3$ %
Output ripple current (100 Hz)	< 1 % <sup>8)</sup>
Output PSTLM	<1
Output SVM	<0.4
Nominal output power	38 W <sup>9)</sup>
Maximum output power	38 W
Power loss in stand-by mode	<0.25 W
Galvanic isolation primary/secondary	SELV
Current set	DALI / NFC
Default output current	350 mA
Galvanic isolation DALI/mains	Basic
Galvanic isolation DALI/output	SELV
Networked standby power	<0.25 W <sup>3)</sup>

<sup>1)</sup> Permitted voltage range

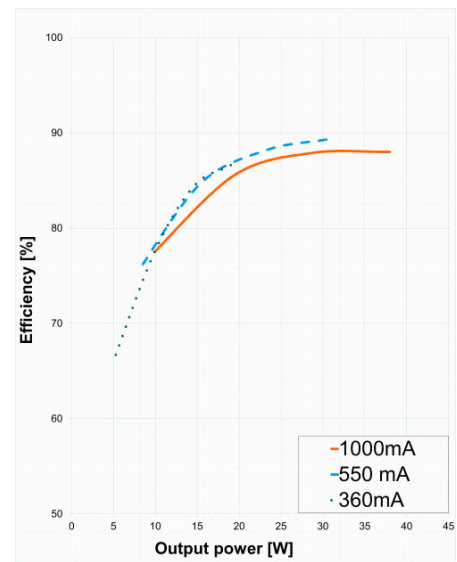
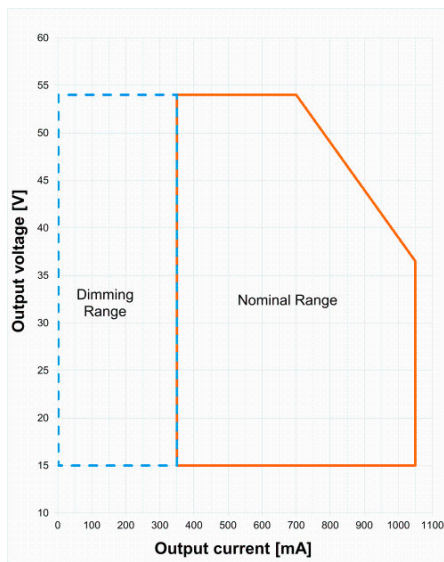
<sup>2)</sup> At full load, 220...240 V, 50 Hz / see graphs

<sup>3)</sup> at 230 V, 50 Hz

<sup>4)</sup>  $t_{width} = 200 \mu s$  (measured at 50 %  $I_{peak}$ )

## Product datasheet

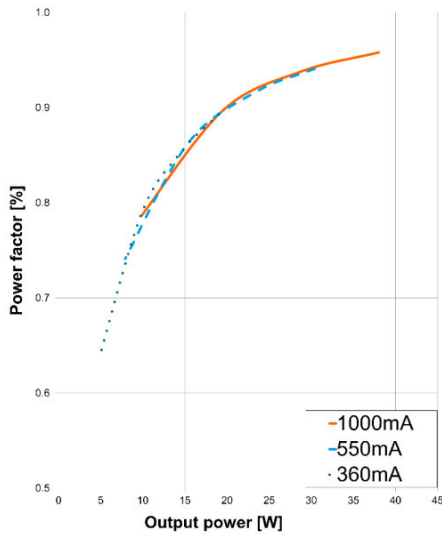
- 5) Maximum 60 V
- 6) Per channel
- 7) Sum of both channels
- 8) Ripple average at 100 Hz
- 9) Partial load 5.25...38 W



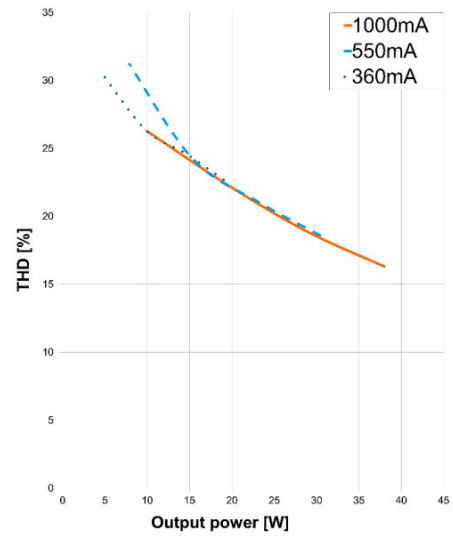
OTI DALI 35 NFC TW Operating window

OTI DALI 35 NFC TW Typical Efficiency vs. Load (230 V 50 Hz)

## Product datasheet

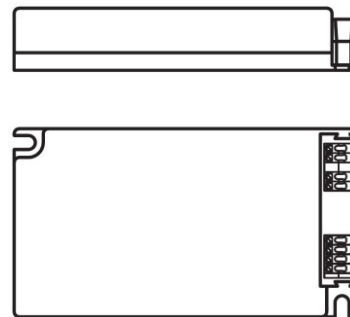
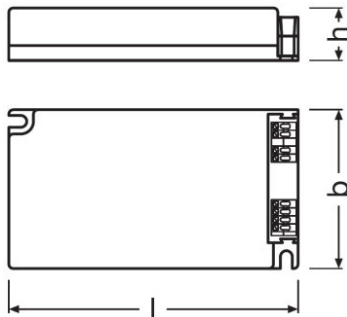


OTI DALI 35 NFC TW Typical Power Factor vs. Load



OTI DALI 35 NFC TW Typical THD Vs Load

## Dimensions & weight



Mounting hole spacing, length	124.0 mm
Mounting hole spacing, width	64.0 mm
Product weight	200.00 g
Cable cross-section, input side	0.5...1.5 mm <sup>2</sup> <sup>1)</sup>
Cable cross-section, output side	0.5...1.5 mm <sup>2</sup> <sup>1)</sup>
Wire preparation length, input side	8.0...9.0 mm
Wire preparation length, output side	8.0...9.0 mm
Length	135.0 mm
Width	75.0 mm
Height	25.0 mm

## Product datasheet

<sup>1)</sup> Solid or flexible leads

### Colors & materials

Casing material	Plastic
-----------------	---------

### Temperatures & operating conditions

Ambient temperature range	-25...+60 °C
Maximum temperature at tc test point	75 °C <sup>1)</sup>
Max.housing temperature in case of fault	110 °C
Temperature range at storage	-40...+85 °C
Permitted rel. humidity during operation	5...85 % <sup>2)</sup>

<sup>1)</sup> Maximum at the T<sub>C</sub>-point

<sup>2)</sup> Maximum 56 days/year at 85 %

### Lifespan

ECG lifetime	50000 / 100000 h <sup>1)</sup>
--------------	--------------------------------

<sup>1)</sup> T<sub>C</sub> = 75°C, 0.2% / 1,000 h failure rate / T<sub>C</sub> = 65°C, 0.1% / 1,000 h failure rate

### Additional product data

Encapsulated	No
--------------	----

### Capabilities

Dimmable	Yes
Dimming interface	DALI-2 / Touch DIM / Touch DIM Sensor
Dimming range	1...100 %
Dimming method	Amplitude Modulation
Overheating protection	Automatic reversible
Overload protection	Automatic reversible
Short-circuit protection	Automatic reversible
No-load proof	Yes
Intended for no-load operation	No
Max. cable length to lamp/LED module	2.0 m <sup>1)</sup>
Suitable for fixtures with prot. class	I / II
Type of connection, input side	Push terminal
Type of connection, output side	Push terminal
Suitable for through-wiring	Yes with optional cable clamp
Suitable for emergency lighting	Yes
Constant lumen function	Programmable
Programming interface	DALI, NFC
Control interface	DALI-2

## Product datasheet

Detection angle (Light sensor)	-
Detection angle (PIR)	-
Number of channels	2 <sup>2)</sup>
DALI-2 Energy Data	Yes <sup>3)</sup>
DALI-2 Diagnostic Data	Yes <sup>4)</sup>

1) Output wires must be routed as close as possible to each other

2) Default operation mode: tunable white DT8; optional operation mode: 2-channel DT6

3) Acc. DALI part 252

4) Acc. DALI part 253

### Programming

Box programming	Yes
Tuner4TRONIC	Yes
Tuner4TRONIC Field App	No
Programming device	DALI / NFC

### Programmable features

Operating Current	Yes
Constant Lumen	Yes
Lamp Operating Time	Yes
End of Life	-
Driver Guard	Yes
DALI Settings	Yes
Emergency Mode	Yes
DALI-2 Luminaire Data	Yes <sup>1)</sup>
Configuration Lock	Yes
Soft Switch Off	Yes
Dim to Dark	Yes
TouchDIM + Sensor	Yes
Corridor Functionality	Yes
OEM Key	No

1) Acc. DALI part 251

### Certificates & standards

Approval marks – approval	CE / UKCA / EAC / DALI-2 / EL
Standards	Acc. to IEC 61347-1/Acc. to IEC 61347-2-13/Acc. to IEC 62384/Acc. to EN 55015/Acc. to IEC 62386/Acc. to IEC 61000-3-2/Acc. to IEC 61000-3-3/Acc. to IEC 61547/Acc. to CISPR 15/Acc. to ETSI EN 300 330/Acc. to ETSI EN 301 489 - 1/Acc. to ETSI EN 301 489-3
Protection class	II

## Product datasheet

Type of protection	IP20
--------------------	------

### Logistical data

Commodity code	850440839000
----------------	--------------

### Environmental information

Information according Art. 33 of EU Regulation (EC) 1907/2006 (REACH)	
Date of Declaration	18-10-2022
Primary Article Identifier	4062172123501   4050732497308
Candidate List Substance 1	Lead
CAS No. of substance 1	7439-92-1
Safe Use Instruction	The identification of the Candidate List substance is sufficient to allow safe use of the article.
Declaration No. in SCIP database	e3748cf7-f939-4d7a-ba93-725b6c174659

### Additional product information

- Electrical connections between the two output channels are not allowed.

### Download Data

File	
	User instruction OPTOTRONIC LED Power Supply
	User instruction OPTOTRONIC LED Power Supply
	Certificates OTI DALI NFC TW CB DE1 64955 010621
	Certificates OT ENEC 40038447 130722
	Certificates OT EMC 40044675 031022
	Declarations of conformity OTi DALI NFC TW CE 4274927 020921
	Declarations of conformity OTi DALI NFC TW UK CE 4281062 290121
	CAD data OTI DALI 35 NFC TW IGS 101220
	CAD data OTI DALI 35 NFC TW STEP 101220
	CAD Data 2-dim OTI DALI 35 NFC TW CAD2PDF 101220



## Product datasheet



CAD data 3-dim  
OTi DALI 35 NFC TW CAD3PDF 101220

### Ecodesign regulation information:

Intended for use with LED modules.

The forward voltage of the LED light source shall be within the defined operating window of the control gear in all operating conditions including dimming if applicable.

Separate control gear and light sources must be disposed of at certified disposal companies in accordance with Directive 2012/19/EU (WEEE) in the EU and with Waste Electrical and Electronic Equipment (WEEE) Regulations 2013 in the UK. For this purpose, collection points for recycling centres and take-back systems (CRSO) are available from retailers or private disposal companies, which accept separate control gear and light sources free of charge. In this way, raw materials are conserved and materials are recycled.

### Logistical Data

Product code	Product description	Packaging unit (Pieces/Unit)	Dimensions (length x width x height)	Volume	Gross weight
4062172123501	OTi DALI 35/220...240/1A0 NFC TW	Shipping carton box 20	303 mm x 262 mm x 98 mm	7.78 dm <sup>3</sup>	4285.00 g

The mentioned product code describes the smallest quantity unit which can be ordered. One shipping unit can contain one or more single products. When placing an order, for the quantity please enter single or multiples of a shipping unit.

### Accessories Optional

Product description	Accessory name	Accessory code
OTi DALI 35/220...240/1A0 NFC TW	OT CABLE CLAMP A-STYLE	4052899089570
OTi DALI 35/220...240/1A0 NFC TW	OT CABLE CLAMP A-STYLE TL	4052899325982

### Data privacy

## Product datasheet

This OSRAM driver can be configured using the Tuner4TRONIC software. This requires registering on [www.myosram.com](http://www.myosram.com) and downloading the Tuner4TRONIC software from the Internet. The Tuner4TRONIC software enables users to access and view the operational data of a luminaire or driver via the corresponding programming interfaces. A password key (Config Lock) must be set up in the driver via the Tuner4TRONIC software in order to control which users can access and view operational data. Follow the instructions for password setup. To grant an external person or company rights to access or view operational data, you can assign password keys. In this case, however, you are responsible for ensuring that the third party concerned takes notice of the information described here. However, OSRAM can read out operating data from devices for maintenance and service purposes even when a password key has been assigned. In individual cases, OSRAM will also use its access rights in order to optimize or improve driver hardware and driver functions. In accordance with data privacy principles, any user of operating data (luminaire manufacturers, third parties with access rights) must ensure that personal data (e.g. name, address, location IDs) are only merged with the prior written consent of the person (end user) concerned. The respective user of the operating data is responsible for providing evidence of consent.

---

### Disclaimer

Subject to change without notice. Errors and omission excepted. Always make sure to use the most recent release.