

# Saft lithium batteries

Selector guide



**SAFT**

# Saft, your trusted partner for reliable high-quality batteries



The solution you need.  
The performance you demand.

Saft is a world leader in the design and manufacture of advanced technology batteries for industrial and defence applications. In fact, Saft pioneered the development and production of both primary lithium cells and lithium-ion technology, and continues today to invest in the development of technologies and solutions that serve the evolving needs of its customers around the world.

When it comes to innovative, robust and reliable batteries, no one can match Saft.

Your complex systems, your high-tech equipment and your state-of-the-art devices deserve batteries that are just as focused on performance and reliability as you are. Around the world, both our off-the-shelf batteries and our made-to-measure solutions serve as key components in military equipment, alarms, electronic and medical devices, transport tracking devices, smart metering systems, tools for the oil & gas industry, space systems, and much more.

Saft has what you need. We are the world's leading supplier of lithium-based standard and customised battery systems for industrial and professional applications.

---

## Focused on innovation

For an advanced technology company such as Saft, research and development are a constant. We are always building on our previous achievements and seeking ways to improve existing products and implement new technologies as customers' needs evolve.

## Quality as a way of life

Saft's founding strategy is to provide customers with the best battery solutions available.

We implement best practices in all fields, and consider high performance and rigorous discipline as our standard operating procedure.


## Transport and safety

Saft's packaging, labeling and shipping practices conform to the highest levels of international standards governing battery testing and classification. This allows us to ensure safe and secure transportation and storage to anywhere in the world.

---







## Global presence

Saft has operations in 18 countries with 15 manufacturing sites across Europe, North America and Asia.

- ☆ Head office
- Specialty Battery Group production site  
High-performance primary and rechargeable lithium and silver batteries for the electronics, defence and space industries.
- Industrial Battery Group production site  
Rechargeable nickel and lithium-based batteries for demanding industrial applications.
- Saft sales network
- ASB  
(50% Saft, 50% EADS).

### EUROPE



### AMERICAS



### ASIA



# A lithium battery that meets your application's needs



Whether you choose from one of our three primary lithium technologies or from our rechargeable lithium-ion range, Saft has the right lithium battery for your application.

	Primary lithium			Rechargeable lithium	
	LS/LSH	LO/G	LM/M	MP	Small VL
<b>Military &amp; defence</b> Portable radio communications, night vision equipment & thermal imagers, tactical engagement simulators, precision gunnery simulators, chemical agent detectors, field radars, munitions & firing systems, torches & lamps	■	■	■	■	■
<b>Utility metering</b> Automatic meter reading (AMR), advanced metering infrastructure (AMI), traditional metering, smart metering systems for electricity, water, gas, and heat, fixed telecommunication devices for Wide Area Network	■		■	■	■
<b>Oil &amp; gas</b> Measurement while drilling (MWD), logging while drilling (LWD), well completion & well production tools, subsea equipments, explosive atmosphere devices, seismic survey equipment, pipeline inspection gauges (PIG)	■		■	■	■
<b>Security &amp; alarms</b> Home and pool surveillance, smoke and CO <sub>2</sub> detectors, locking systems, video surveillance	■		■	■	
<b>Medical</b> Defibrillators, respirators & oxygen concentrators, monitoring equipment, mobile diagnostic equipment, infusion pumps, telemedicine equipment		■	■	■	
<b>Professional electronics</b> Professional handheld tools and portable devices, professional displays, ticketing & information kiosks, vehicle telematics	■		■	■	■
<b>Tracking</b> Satellite positioning & navigation, Radio Frequency Identification-enabled (RFID) asset tracking, tollgate transponders, LoJack® systems	■	■	■	■	
<b>Marine &amp; signaling</b> Buoys, beacons, lighthouses, safety jackets, oceanography	■	■	■	■	■
<b>Machine to Machine (M2M)</b> Wireless sensor networks (WSN), industrial automation, intelligent transport systems, building automation, home area networks (HAN), smart grids, smart energy management systems	■		■	■	



MEDICAL

MILITARY & DEFENCE

MACHINE TO MACHINE

UTILITY METERING

SECURITY & ALARMS

PROFESSIONAL ELECTRONICS

OIL & GAS

TRACKING

MARINE & SIGNALING



Whatever your applications,  
you can count on Saft batteries.



# Saft primary lithium

An offer ranging from single cylindrical cells to complex battery systems

## Three distinct technologies

- Lithium-thionyl chloride (Li-SOCl<sub>2</sub>) for our LS/LSH ranges (3.6V)
- Lithium-sulfur dioxide (Li-SO<sub>2</sub>) for our LO/G range (3.0V)
- Lithium manganese dioxide (Li-MnO<sub>2</sub>) for our LM/M cells (3.0V)

## High and stable operating voltage

Above 3V for LS/LSH cells and above 2V for LO/G and LM/M cells

## Wide range of current capabilities

From a few microamperes base current to more than 10A pulses for some LO/G and LM/M cells

## Wide range of operating temperatures

From -60°C to +85°C, depending on cells, current drain and environmental conditions. Our LSH series will operate safely and reliably up to +150°C

## Long shelf life

From less than 1% to maximum 3% annual capacity loss in storage at +20°C

## Extended operating life

Typically more than 5 years, and up to 20 years or more for some applications

## High energy densities

Three to ten times greater than non-lithium systems

## Excellent behavior in humid environments

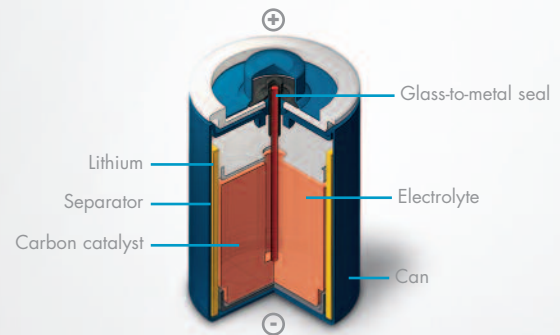
Corrosion-free and hermetically-sealed cell envelopes

## Safety

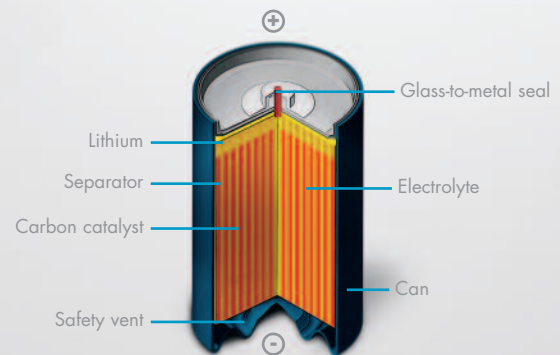
All of Saft's lithium cells meet UL and IEC standards, and are certified in accordance with UN transport regulations. Most battery packs comply with European and US military standards. Several LS/M models comply with the IEC 60079-11 "Intrinsic Safety" specifications for ATEX applications.

## High quality cell construction

- Stainless steel or nickel-plated cans
- Laser welding & glass-to-metal seals
- Safety vents (for spiral designs)
- Built-in fuses or PTC (for spiral design)
- Shutdown separator (for SO<sub>2</sub>, MnO<sub>2</sub>)

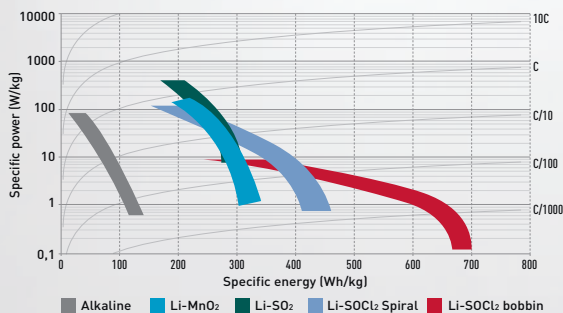


**Bobbin construction (LS range)**

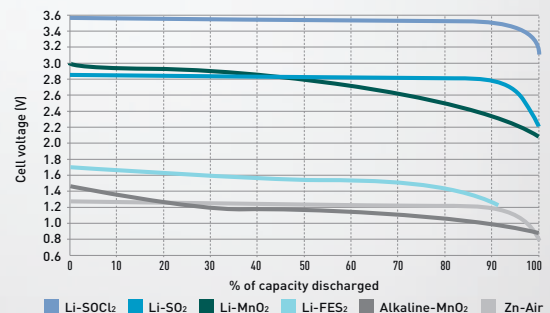


**Spiral construction (LSH, LM, M, LO, G range)**

## A wide range of power densities



## Performance comparison of different technologies



# Li-SOCl<sub>2</sub> product range

High energy, high voltage, long life, wide temperature

## Lithium-thionyl chloride (Li-SOCl<sub>2</sub>) batteries from Saft

- Bobbin or spiral operating voltage: 3.6 V
- Lowest self-discharge for extended operating life
- Well controlled passivation
- Operating temperature: - 60°C to + 150°C
- LS cells compliant with IEC60079-11 Intrinsic Safety for ATEX applications
- Non-flammable electrolyte
- Excellent resistance to corrosion
- Low magnetic signature

Bobbin LS cells are designed specifically for long-term (5 to 20+ years) applications, featuring a few µA base currents and periodic pulses, typically in the 5-150 mA range.

Spiral LSH cells are designed for applications requiring continuous currents in the 0.1-1.8 A range, with superimposed pulses as high as 4 A.

	ENERGY						POWER			HIGH TEMPERATURE	
	LS 14250	LS 14500	LS 17330	LS 17500	LS 26500	LS 33600	LSH 14 Light	LSH 14	LSH 20	LSH 20-HTS	LSH 20-150
<b>Cell size</b>	1/2 AA	AA	2/3 A	A	C	D	C	C	D	D	D
<b>Cell construction</b>	Bobbin	Bobbin	Bobbin	Bobbin	Bobbin	Bobbin	Spiral	Spiral	Spiral	Spiral	Spiral
<b>Nominal voltage</b>	3.6 V	3.6 V	3.6 V	3.6 V	3.6 V	3.6 V	3.6 V	3.6 V	3.6 V	3.6 V	3.6 V
<b>Nominal capacity</b>	1.2 Ah	2.6 Ah	2.1 Ah	3.6 Ah	7.7 Ah	17.0 Ah	3.6 Ah	5.8 Ah	13.0 Ah	11.0 Ah	14.0 Ah
<b>Max. continuous current</b>	35 mA	50 mA	25 mA	100 mA	150 mA	250 mA	1.3 A	1.3 A	1.8 A	1.0 A	300 mA
<b>Max. pulse discharge rate</b>	0.1 A	0.25 A	0.12 A	0.25 A	0.3 A	0.4 A	2.0 A	2.0 A	4.0 A	3.0 A	0.5 A
<b>Max. outside diameter</b>	14.55 mm	14.55 mm	16.5 mm	17.13 mm	26.0 mm	33.4 mm	26.0 mm	26.0 mm	33.4 mm	33.4 mm	32.05 mm
<b>Max. height</b>	25.15 mm	50.3 mm	33.4 mm	50.9 mm	50.4 mm	61.6 mm	50.4 mm	50.4 mm	61.6 mm	61.6 mm	61.7 mm
<b>Operating temperature range</b>	-60/+85°C	-60/+85°C	-60/+85°C	-60/+85°C	-60/+85°C	-60/+85°C	-60/+85°C	-60/+85°C	-60/+85°C	-60/+85°C	-40/+150°C

Typical values relative to cells stored for one year or less at + 30°C max ; Performances vary according to discharge characteristics (current, duration, frequency), temperature conditions, storage conditions prior to usage and applications acceptable minimum voltage.



- Specific LS-W range designed specifically for applications with widely fluctuating temperatures over short period of time. Available in 1/2AA and AA bobbin configurations.
- Specific LS-Ex range with optimised performances for ATEX applications. Available in AA bobbin configuration.

Unrivalled performances in long-life applications for our LS series  
 Superior reliability in demanding environments  
 Safe and reliable operations up to + 150°C for our LSH series

# Li-SO<sub>2</sub> product range

High power, excellent functionality in cold environments

## Lithium-sulfur dioxide (Li-SO<sub>2</sub>) batteries from Saft

- Operating voltage: 3V
- Operating temperature: – 40°C to + 70°C
- Spiral construction
- Non-flammable electrolyte
- Superior pulse capacity
- Excellent capacity above 1A
- Superior power at – 40°C
- Wide acceptance for military use
- Well controlled passivation
- Low self-discharge during storage

LO/G spiral cells are designed for applications featuring continuous currents in the 0.1-5 A range, with superimposed pulses as high as 20 A.

	POWER						HIGH POWER				
	LO 34 SX	LO 35 SX	LO 40 SX	LO 26 SX	LO 26 SXC	LO 25 SX	LO 29 SHX	LO 30 SHX	LO 26 SHX	LO 43 SHX	LO 39 SHX
<b>Cell size</b>	1/3 C	2/3 C	2/3 thin D	D	D	Fat D	C	Thin D	D	5/4 D	F
<b>Cell construction</b>	Spiral	Spiral	Spiral	Spiral	Spiral	Spiral	Spiral	Spiral	Spiral	Spiral	Spiral
<b>Nominal voltage</b>	2.8 V	2.8 V	2.8 V	2.8 V	2.8 V	2.8 V	2.8 V	2.8 V	2.8 V	2.8 V	2.8 V
<b>Nominal capacity</b>	1.0 Ah	2.2 Ah	3.5 Ah	7.75 Ah	9.2 Ah	8.0 Ah	3.75 Ah	5.75 Ah	7.5 Ah	5.0 Ah	11.5 Ah
<b>Max. continuous current</b>	0.5 A	2.0 A	2.0 A	2.5 A	2.5 A	2.5 A	2.5 A	3.0 A	4.0 A	2.5 A	3.0 A
<b>Max. pulse discharge rate</b>	1.0 A	5.0 A	5.0 A	5.0 A	10.0 A	10.0 A	6.0 A	10.0 A	15.0 A	10.0 A	60.0 A
<b>Max. outside diameter</b>	25.6 mm	25.9 mm	28.95 mm	34.2 mm	34.2 mm	39.5 mm	25.6 mm	29.1 mm	34.2 mm	26.0 mm	31.9 mm
<b>Max. height</b>	20.45mm	35.9 mm	42.29 mm	59.3 mm	59.3 mm	50.3 mm	50.4 mm	59.9 mm	59.3 mm	59.2 mm	100.3 mm
<b>Operating temperature range</b>	-40/+70°C	-60/+70°C	-60/+70°C	-60/+70°C	-60/+70°C	-60/+70°C	-60/+70°C	-60/+70°C	-60/+70°C	-60/+70°C	-60/+70°C

Typical values relative to cells stored for one year or less at + 30°C max ; Performances vary according to discharge characteristics (current, duration, frequency), temperature conditions, storage conditions prior to usage and applications acceptable minimum voltage.



	POWER								
	G 04/3	G 06/2	G 32/3	G 36/2	G 52/3	G 54/3	G 26	G 22/6	G 62/1
<b>Cell size</b>	1/2 AA	AA	2/3 A	Long A	C	5/4 C	D	DD	Long fat DD
<b>Cell construction</b>	Spiral	Spiral	Spiral	Spiral	Spiral	Spiral	Spiral	Spiral	Spiral
<b>Nominal voltage</b>	2.8 V	2.8 V	2.8 V	2.8 V	2.8 V	2.8 V	2.8 V	2.8 V	2.8 V
<b>Nominal capacity</b>	0.45 Ah	0.95 Ah	0.8 Ah	1.7 Ah	3.2 Ah	5.0 Ah	7.75 Ah	16.5 Ah	34.0 Ah
<b>Max. continuous current</b>	0.25 A	0.5 A	0.75 A	1.5 A	2.5 A	2.5 A	2.5 A	3.0 A	8.0 A
<b>Max. pulse discharge rate</b>	0.4 A	0.8 A	1.2 A	2.5 A	5.0 A	5.0 A	5.0 A	10.0 A	12.0 A
<b>Max. outside diameter</b>	14.2 mm	14.2 mm	16.3 mm	16.3 mm	25.6 mm	25.6 mm	34.5 mm	33.3 mm	41.7 mm
<b>Max. height</b>	27.9 mm	50.3 mm	34.5 mm	57.7 mm	49.5 mm	60.2 mm	59.8 mm	120.6 mm	141.0 mm
<b>Operating temperature range</b>	-60/+70°C	-60/+70°C	-60/+70°C	-60/+70°C	-60/+70°C	-60/+70°C	-60/+70°C	-60/+70°C	-60/+70°C

Typical values relative to cells stored for one year or less at + 30°C max ; Performances vary according to discharge characteristics (current, duration, frequency), temperature conditions, storage conditions prior to usage and applications acceptable minimum voltage.



Superior power down to – 40° C  
 Excellent energy density under high discharge rates  
 Fully hermetic seals up to + 95° C



# Li-MnO<sub>2</sub> product range

High power and high energy with no passivation

## Lithium manganese dioxide (Li-MnO<sub>2</sub>) batteries from Saft

- Operating voltage: 3V
- Operating temperature: -40°C to +70°C
- Spiral construction
- Non-corrosive electrolyte
- Cells non-pressurised at room temperature
- High pulse capability
- Minimal voltage delay
- Competitive capacity at high current and low temperatures (-40°C)
- Low self-discharge compatible with long storage duration and extended operating life

Spiral cells designed specifically for applications featuring continuous currents in the 0.1-5 A range, with superimposed pulses as high as 5 A. Excellent resistance to passivation, even after long-term storage in uncontrolled temperature environments.

	POWER							HIGH POWER			
	LM 17130	LM 22150	M52	M 56	M 19	LM 33550	M 20	M 62	M 52 HR	M 20 HR	M 24 HR
<b>Cell size</b>	1/3 A	1/3 Sub C	C	5/4 C	Short D	Short D	D	DD	C	D	Big DD
<b>Cell construction</b>	Spiral	Spiral	Spiral	Spiral	Spiral	Spiral	Spiral	Spiral	Spiral	Spiral	Spiral
<b>Nominal voltage</b>	3.0 V	3.0 V	3.0 V	3.0 V	3.0 V	3.0 V	3.0 V	3.0 V	3.0 V	3.0 V	3.0 V
<b>Nominal capacity</b>	0.5 Ah	0.83 Ah	5.1 Ah	6.7 Ah	10.3 Ah	13.0 Ah	12.6 Ah	33.0 Ah	4.8 Ah	11.5 Ah	20.0 Ah
<b>Max. continuous current</b>	0.3 A	0.3 A	2.0 A	2.5 A	3.0 A	4.0 A	3.5 A	6.0 A	2.0 A	4.0 A	6.0 A
<b>Max. pulse discharge rate</b>	0.4 A	0.75	4.0 A	6.0 A	7.5 A	8.0 A	8.0 A	12.0 A	5.0 A	10.0 A	12.0 A
<b>Max. outside diameter</b>	16.7 mm	22.5 mm	26.2 mm	26.2 mm	33.5 mm	34.2 mm	34.2 mm	42.5 mm	26.2 mm	34.2 mm	33.5 mm
<b>Max. height</b>	16.33 mm	19.1 mm	51.5 mm	61.5 mm	58.5 mm	61.4 mm	61.5 mm	133.0 mm	51.5 mm	61.5 mm	110.5 mm
<b>Operating temperature range</b>	-40/+70°C	-40/+70°C	-40/+70°C	-40/+70°C	-40/+70°C	-40/+70°C	-40/+70°C	-40/+70°C	-40/+70°C	-40/+70°C	-40/+70°C

Typical values relative to cells stored for one year or less at +30°C max ; Performances vary according to discharge characteristics (current, duration, frequency), temperature conditions, storage conditions prior to usage and applications acceptable minimum voltage.



## Specific Ex range for ATEX applications

- The FRIWO D-size M20Ex and C-size M52Ex primary lithium cells provide a high energy density and are certified according to ATEX/IECEx by an independent certification body, which guarantees their full and continued compliance with the IEC 60079-11 standard (Explosive atmospheres – Part 11: Equipment protection by intrinsic safety "I").
- The two new FRIWO cells are currently the world's only high-power lithium cells rated T4 at +70°C. They are designed to meet the growing demand for safe and reliable high-power performance cells for applications in potentially explosive atmospheres.

High capacity at high current and low temperatures  
 Minimal voltage delay  
 Intrinsically safe designs for high power applications

# Soft rechargeable lithium-ion

Cutting-edge technology for high performance

## Four distinct technologies

- Lithium cobalt oxide (LCO) for MP and small VL ranges (3.7 volt)
- Lithium nickel cobalt aluminium (NCA) for MP HD range (3.6 volt)
- Lithium nickel manganese cobalt oxide (NMC) for VL high temperature range (3.6 volt)

## High energy and high power densities

Specific energy up to 180Wh/kg and specific power up to 1200W/kg

## Flexibility of design

Cylindrical and prismatic formats

## Extended operating life

In most circumstances, a Saft Li-ion battery will exchange double the amount of energy over its cycle lifetime as compared to competitor's cells. This energy exchange over the cell's cycle life can take place over a broad temperature range, beyond that of most commercial cells.

## Wide temperature range

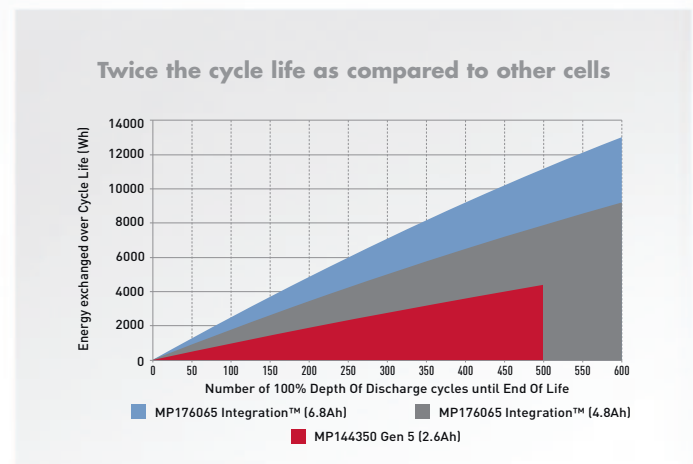
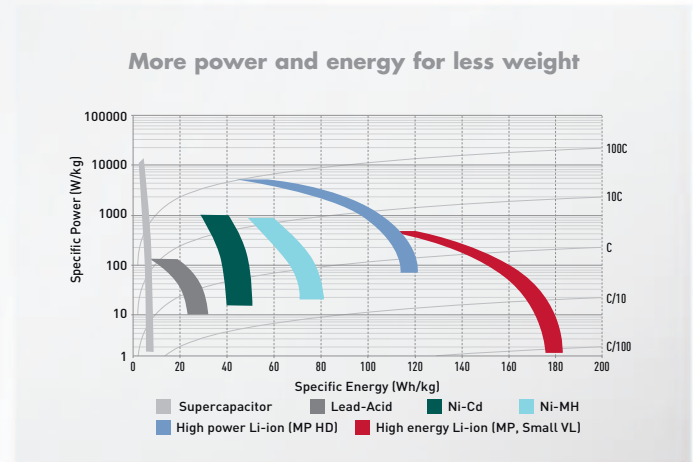
High performance at cold, range up to + 125°C

## Rugged design

Able to meet the harsh environments of industrial & defence applications

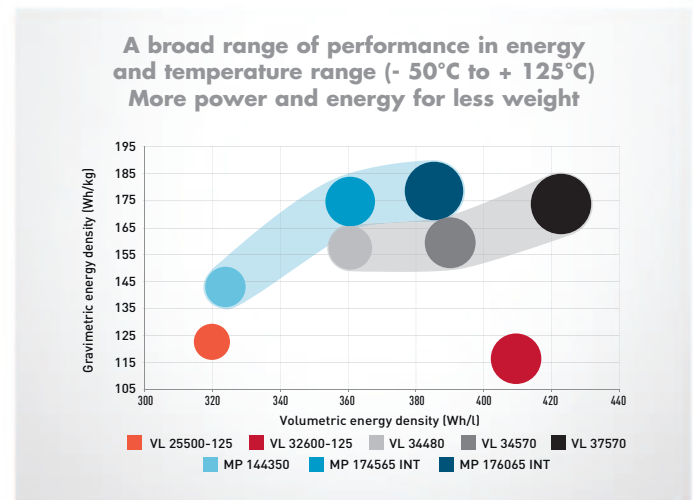
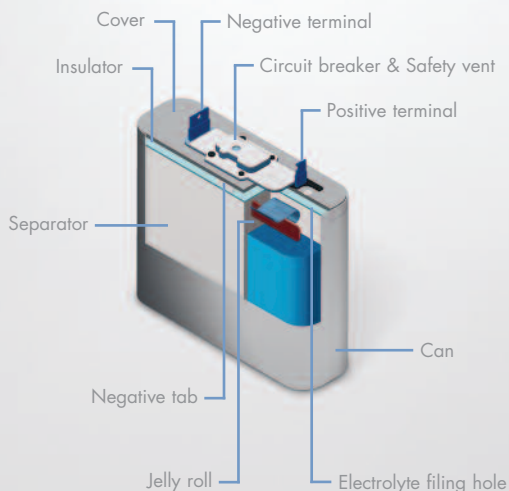
## Safety

ATEX, UL/IEC/UN compliant



## High quality cell construction

- Stainless steel or aluminum can
- Mechanical vent
- Built-in mechanical circuit breaker
- Three-layer shutdown separator



# Li-ion product range

Greater energy density, wider temperature and longer life

## Lithium-ion (Li-ion) batteries from Saft

- High operating voltage: 4.2-2.5 V range
- High energy density: up to 385 Wh/l and 180 Wh/kg
- Wide operating temperature range: - 20°C to + 60°C for charge, - 50°C to + 60°C for discharge for standard cells  
Use in charge and discharge up to + 125°C for the specific VL-125 range
- Unrivalled low temperature performance
- Extended lifetime, even at high temperature
- Maintenance-free reliability
- Low life cycle cost

	ENERGY						POWER	HIGH TEMPERATURE	
	VL 34480	VL 34570	VL 37570	MP 144350	MP 174565 Integration	MP 176065 Integration	MP HD Integration	VL 25500 - 125	VL 32600 - 125
<b>Form factor</b>	Cylindrical 4/5 D	Cylindrical D	Cylindrical Fat D	Prismatic	Prismatic	Prismatic	Prismatic	Cylindrical C	Cylindrical D
<b>Nominal voltage</b>	3.7 V	3.7 V	3.7 V	3.75 V	3.75 V	3.75 V	3.6 V	3.6 V	3.6 V
<b>Nominal capacity</b>	4.4 Ah	5.4 Ah	7.0 Ah	2.6 Ah	4.8 Ah	6.8 Ah	3.6 Ah	2.0 Ah	4.5 Ah
<b>Max. continuous discharge current</b>	8.8 A	11 A	14 A	5.0 A	10 A	14 A	45 A	1.0 A	2.3 A
<b>Max. pulse discharge rate</b>	17 A	21 A	28 A	10 A	20.0 A	30.0 A	65 A	1.5 A	3.4 A
<b>Max. charge current</b>	4.4 A	5.4 A	7.0 A	2.6 A	5.0 A	7.0 A	3.6 A	0.5 A	0.9 A
<b>Cycle life</b>	500 cycles (100% DoD, 20°C)	500 cycles (100% DoD, 20°C)	500 cycles (100% DoD, 20°C)	500 cycles (100% DoD, 20°C)	600 cycles (100% DoD, 20°C)	600 cycles (100% DoD, 20°C)	1500 cycles (100W, 20°C)	30 cycles (100% DoD, +125°C)	30 cycles (100% DoD, +125°C)
<b>Max. outside diameter</b>	33.9 mm	34.2 mm	37.4 mm	-	-	-	-	24.34 mm	32.05 mm
<b>Max. thickness</b>	-	-	-	14.9 mm	19.7 mm	20.3 mm	19.8 mm	-	-
<b>Max. width</b>	-	-	-	43.9 mm	45.5 mm	60.5 mm	60.0 mm	-	-
<b>Max. height</b>	50.8 mm	59.43 mm	59.5 mm	54.5 mm	70.0 mm	70.0 mm	68.35 mm	49.2 mm	61.85 mm
<b>Discharge temperature range</b>	- 50/+ 60°C	- 50/+ 60°C	- 50/+ 60°C	- 50/+ 60°C	- 50/+ 60°C	- 50/+ 60°C	- 10/+ 60°C	0/+ 125°C	0/+ 125°C
<b>Charge temperature range</b>	- 20/+ 60°C	- 20/+ 60°C	- 20/+ 60°C	- 20/+ 60°C	- 20/+ 60°C	- 20/+ 60°C	0/+ 60°C	0/+ 125°C	0/+ 125°C

*Typical values relative to cells stored for one year or less at + 30°C max ; Performances vary according to discharge characteristics (current, duration, frequency), temperature conditions, storage conditions prior to usage and applications acceptable minimum voltage.*



Extended life time even at extreme temperatures  
Ruggedized design for demanding industrial & defense applications



# Saft battery systems & chargers

## Custom solutions and adaptations to fit your specific need

Beyond simply selling individual cells, Saft can also provide complex battery systems that offer management, control and communication capabilities in addition to electrical and mechanical interfaces. These systems also include the charger where applicable.

If you have very specific needs, Saft can also develop custom battery systems and


adaptations that fit perfectly with existing products. Wherever possible, custom batteries are designed and made from standard components and subassemblies.

To build your custom solution, Saft's unique management algorithms are combined with our proprietary electronics to bring optimised performance, long shelf and service life, and guaranteed user safety.

---

Saft experts will work with your teams to select the best electrochemistry for your needs, define the proper battery architecture, choose electronics, determine the mechanical design, qualify the battery produced and provide support for the entire life of your solution. You get a battery that is optimised for your specific application, and you benefit from high levels of certainty in your project's timing, cost and proper functionality.

---



## Chargers

### Rugged products for field use

Saft's EcMC<sup>2</sup> chargers are state-of-the-art, rugged, multi-channel, multi-position and multi-chemistry products. They are designed for easy transport and operation. They automatically recognise the type of battery needing charging, and can recharge a number of different batteries simultaneously, regardless of their state of charge or chemistry.

#### Saft EcMC<sup>2</sup> mobile multi-technology chargers

- Available in 250-watt (for battlefield and tactical use) and 350-watt (for base of operations)
- Automatic battery type recognition
- Simultaneous charging in extreme operational conditions
- Compact & lightweight
- Rugged design for demanding field use
- Compliant with MIL standards



# Saft, your trusted partner for reliable high-quality batteries



Beyond knowing you can trust the quality of our extremely wide range of primary and rechargeable lithium battery offer, manufacturers and OEMs can also count on Saft's teams of experts and their comprehensive services covering every step of the manufacturing cycle:



## Design

Saft offers design consulting and advice to support selecting the most optimised battery system and even made-to-measure tailored battery designs.



## Qualification

With our extensive test data and product knowledge, our teams can offer lifetime modelling and customised solutions.



## Deployment

Saft can support your efforts to meet international standards, to calculate the necessary lead-time for your project, to determine reproducibility, and many other aspects of the technical support your project needs.



## Operations

With Saft solutions in place, you can be assured of a reliable, predictable product with no maintenance requirements. Saft offers lifetime support services.



## Retrofit

Saft's teams can help plan for and then manage your product's scheduled obsolescence as well as advise on collection and recycling according to local requirements of the batteries involved.

# Handle, store, transport and dispose of your batteries safely



Saft primary lithium and rechargeable lithium-ion cells are recognised by Underwriters Laboratories (UL) (components), compliant with IEC 60086-4, IEC 62133, and UL1642 safety standards and compliant with UN regulations for the transportation of dangerous goods.

Some of our cells are also compliant with the IEC 60079-11 intrinsic safety standard for potentially explosive atmospheres (ATEX). However, enhanced, extra-robust batteries are available for use in potentially explosive atmospheres in both primary lithium (SOCl<sub>2</sub> and MnO<sub>2</sub> chemistries) and Li-ion MP small prismatic cells.

## General Recommendations

This page is not intended to provide all the information that you will need to be able to work safely with Saft batteries, but only to help facilitate site-specific guidance in accordance with local regulations.

If there are questions around the safe handling of Saft's cells or batteries, please contact us.

## Storage

- Store batteries in a cool (preferably < 30°C), dry and well-ventilated area.
- Keep away from moisture, source of heat, open flames.
- Keep batteries in their original packaging until use.
- Do not jumble batteries.

- Do not apply pressure that may deform the batteries.
- Appropriate fire extinguishing means should be available.
- Storage areas should be equipped with sprinklers.
- Appropriate personal protective equipment should be available (gloves, glasses, work coat...).


## Handling

- Do not mix batteries of different types and brands.
- Do not mix new and used batteries.
- Do not directly heat or solder.
- Do not dismantle.
- The most frequent form of handling abuse during receiving, inspection and storage is inadvertent short-circuiting. Control measures to protect against this form of abuse should be implemented

throughout the workplace. Issues associated with short-circuiting can be significantly reduced by observing the following recommendations:

- Cover all conductive work surfaces with an insulating material
- Work areas should be free of sharp objects that could puncture the insulating material
- Never disassemble a cell or battery pack or attempt to replace a blown fuse
- Conductive materials (jewelry, etc.) should not be worn by personnel handling cells and batteries
- Cells should be stored in their original packaging or by similar means
- Cells should be moved in trays using pushcarts to reduce the probability of dropping.





- Dropped cells or batteries should be treated as a potential hot cell and must be segregated from the lot/batch
- All inspection tools should be non-conductive, or covered with a non-conductive material
- Cells should be inspected for physical damage
- Open-circuit-voltage (OCV) should be checked
- After a cell has been inspected, it should be returned to its storage packaging

### Installation and replacement

- Install only new unused batteries, bearing the same date code, coming from the same manufacturer and being of the same model.
- Observe polarities during installation.
- Follow Saft's recommendations regarding maximum deliverable currents and operating temperature range.
- Only use batteries of a type that has been homologated by the device manufacturers in which they are fitted.

### Disposal

- Dispose of batteries in accordance with local regulations.
- Secure terminals to prevent short-circuiting.

- Package each cell or battery in a manner that prevents shorting with the container or another cell/battery.
- Package leaking cells/batteries in a manner that contains the leak and use specific equipment to handle these products (gloves, safety glasses, appropriated working clothing, respirator, sealable plastic bags).
- Use packaging material that is in compliance with local regulations.

### Specific recommendations for lithium batteries

#### Safety with primary lithium batteries

- Do not short circuit.
- Do not recharge.
- Do not puncture.
- Do not incinerate.
- Do not crush.
- Do not expose content to water.
- Do not discharge.
- Do not heat above 100°C (not applicable for the LSH20-150).

#### Safety with lithium-ion batteries

- Never short circuit the battery terminals.
- Do not open the battery.

- Do not reverse the polarity.
- Do not overcharge or overdischarge.
- Always comply with the voltage range given on the battery label.
- Do not disassemble the battery.
- Do not use the battery without its electronic management system.
- Do not subject the battery to excessive mechanical stresses.
- Do not expose the battery to water or condensation.
- Do not place the battery on or near fires, or other high temperature locations (→ 70°C). Doing so may cause the battery to overheat or ignite. Using the battery in this manner may also result in a loss of performance and a shortened life expectancy.
- Immediately disconnect the battery if, during operation, battery emits an unusual smell, feels hot, changes shape, or appears abnormal in any other way. Contact Saft if any of these problems are observed.

# Saft is committed to the highest standards of environmental stewardship

As part of its environmental commitment, Saft gives priority to recycled raw materials over virgin raw materials, reduces its plants' air and water releases year after year, minimizes water usage, reduces fossil energy consumption and associated CO<sub>2</sub> emissions, and ensures that its customers have recycling solutions for their spent batteries.

Regarding industrial batteries, Saft has had partnerships for many years with collection companies in most EU countries, in North America and in other countries. This collection network receives and dispatches our customers' batteries at the end of their lives to fully approved recycling facilities, in compliance with the laws governing trans-boundary waste shipments.

Saft has selected a recycling process for industrial lithium-ion cells with very high recycling efficiency. A list of our current collection points is available on our web site. In other countries, Saft assists users of its batteries in finding environmentally sound recycling solutions. Please contact your sales representative for further information.



## Saft

12, rue Sadi Carnot  
93170 Bagnole - France  
Tel. : +33 1 49 93 19 18  
Fax : +33 1 49 93 19 64  
[www.saftbatteries.com](http://www.saftbatteries.com)

Document N°54083-2-0313  
Edition: April 2013

Data in this document is subject to change without notice and becomes contractual only after written confirmation.

Photo credits: Saft, Fotolia, Istockphoto.  
Attitudes design&communication - C132  
Printed on FSC paper by GMK, an Imprim' Green member  
© Saft - Société par Actions Simplifiée au capital de 31 944 000 €  
RCS Bobigny B 383 703 873