



MONITORING RELAY ATTACHABLE TO CONTACTOR 3RT2. SIZE S00 BASIC, ANALOG ADJUSTABLE APPARENT CURRENT MONITORING 1.6 - 16A, 50-60 HZ, 2-PHASE SUPPLY 24 V AC/DC 1 CO CONTACT MONITORING FOR CURRENT OVERSHOOT/UNDERSHOOT PHASE FAILURE, WIRE BREAK WITH OR W/O ERROR LOG ON-DELAY 0-60 S SPURIOUS PEAK SUPPR.0-30 S SWITCHING HYSTERESIS 6% SCREW CONNECTION

General technical data:

product brand name		SIRIUS
Product designation		multi-phase current monitoring
Design of the product		multi-phase current monitoring
Size of contactor can be combined company-specific		S00
Protection class IP		IP20
<ul style="list-style-type: none"> • on the front • of the terminal 		IP20
Insulation voltage for overvoltage category III according to IEC 60664 with degree of pollution 3 Rated value	V	690
Installation altitude at height above sea level maximum	m	2 000
Ambient temperature		
<ul style="list-style-type: none"> • during storage • during operation 	°C	-40 ... +80
	°C	-25 ... +60
Electromagnetic compatibility		IEC 60947-1 / IEC 61000-6-2 / IEC 61000-6-4
EMI immunity acc. to IEC 60947-1		ambience A (industrial sector)
EMC emitted interference acc. to IEC 60947-1		ambience A (industrial sector)
Shock resistance		15g / 11 ms
Vibration resistance		10 ... 55 Hz / 0.35 mm
Surge voltage resistance Rated value	kV	6
Operating apparent output Rated value	V·A	4
Operating power Rated value	W	2.5
Equipment marking acc. to DIN 40719 extended according to IEC 204-2 acc. to IEC 750		K

Equipment marking acc. to DIN EN 61346-2		K
Mechanical service life (switching cycles) typical		10 000 000
Electrical endurance (switching cycles) at AC-15 at 230 V typical		100 000
Adjustable response delay time		
• when starting	s	0 ... 60
• with lower or upper limit violation	s	0 ... 30
Stand-by time for restart after fault	s	0.3
Phase number		3
Number of monitored phases		2
Product function		
• Overcurrent monitoring		Yes
• Undercurrent monitoring		Yes
• Overcurrent and undercurrent monitoring		Yes
• Apparent current monitoring		Yes
• active current monitoring		No
• undercurrent detection DC		No
• undercurrent detection 1 phase		No
• Overcurrent detection DC		No
• Current window recognition DC		No
• undercurrent detection 3 phases		No
• Overcurrent detection 1 phase		No
• Voltage window recognition 3 phase		No
• Voltage window recognition 1 phase		No
• phase sequence recognition		No
• can be activated or deactivated phase sequence recognition		No
• Auto-reset		Yes
• External reset		No
• Manual RESET		Yes
Adjustable response value current		
• 1	A	1.6 ... 16
• 2	A	1.6 ... 16
Relative metering precision		
• relating to measuring range limit	%	10
Type of current for monitoring		AC
Measurable current with AC	A	1.6 ... 16
Relative switching hysteresis for measured current value	%	6.25
Response time maximum	ms	300
Relative repeat accuracy	%	2
Temperature drift per °C	%/°C	0.1
Ampacity		

- for permanent overcurrent maximum permissible
- for overcurrent duration < 1 s maximum permissible

A	16
A	320

Supply voltage:

Type of voltage of the supply voltage		AC/DC
Supply voltage frequency 1	Hz	50 ... 60
Supply voltage 1		
<ul style="list-style-type: none"> • for DC Rated value 	V	24
<ul style="list-style-type: none"> • with AC 		
<ul style="list-style-type: none"> — at 50 Hz Rated value 	V	24
<ul style="list-style-type: none"> — at 60 Hz Rated value 	V	24
Buffering time in the event of power failure minimum	ms	10

Auxiliary circuit:

Circuit principle of the output relay		closed-circuit current
Operating current at 17 V minimum	mA	5
Number of CO contacts		
<ul style="list-style-type: none"> • for auxiliary contacts 		1
Operating current of the auxiliary contacts		
<ul style="list-style-type: none"> • at AC-15 		
<ul style="list-style-type: none"> — at 24 V 	A	3
<ul style="list-style-type: none"> — at 230 V 	A	3
<ul style="list-style-type: none"> — at 400 V 	A	3
<ul style="list-style-type: none"> • at DC-13 		
<ul style="list-style-type: none"> — at 24 V 	A	1
<ul style="list-style-type: none"> — at 125 V 	A	0.2
<ul style="list-style-type: none"> — at 250 V 	A	0.1

Inputs/ Outputs:

Short-circuit:

Installation/ mounting/ dimensions:

mounting position		any
Mounting type		direct mounting
Width	mm	45
Height	mm	79
Depth	mm	80
Required spacing with side-by-side mounting		
<ul style="list-style-type: none"> • forwards 	mm	0
<ul style="list-style-type: none"> • Backwards 	mm	0
<ul style="list-style-type: none"> • upwards 	mm	0
<ul style="list-style-type: none"> • downwards 	mm	0

• at the side	mm	0
Required spacing for grounded parts		
• forwards	mm	0
• Backwards	mm	0
• upwards	mm	0
• downwards	mm	0
• at the side	mm	6
Required spacing for live parts		
• forwards	mm	0
• Backwards	mm	0
• upwards	mm	0
• downwards	mm	0
• at the side	mm	6

Connections/ Terminals:

Type of electrical connection		
• for main current circuit		screw-type terminals
• for auxiliary and control current circuit		screw-type terminals
Product function		
• removable terminal for main circuit		No
• removable terminal for auxiliary and control circuit		Yes
Type of connectable conductor cross-section		
• for main contacts		
— solid		2x (0.5 ... 1.5 mm ²), 2x (0.75 ... 2.5 mm ²), 2x (1 ... 4 mm ²)
— finely stranded		
— with core end processing		2x (0.5 ... 1.5 mm ²), 2x (0.75 ... 2.5 mm ²)
• for AWG conductors		
— for main contacts		1x 12, 2x (20 ... 14)
— for auxiliary contacts		2x (20 ... 14)
• for auxiliary contacts		
— solid		1x (0.5 ... 4 mm ²), 2x (0.5 ... 2.5 mm ²)
— finely stranded		
— with core end processing		1x (0.5 ... 2.5 mm ²), 2x (0.5 ... 1.5 mm ²)
Tightening torque with screw-type terminals	N·m	0.8 ... 1.2

Certificates/ approvals:

Certificate of suitability		CE / UL / CSA
-----------------------------------	--	---------------

General Product Approval	EMC	Declaration of Conformity
--------------------------	-----	---------------------------



Test Certificates	Shipping Approval
-------------------	-------------------

[Special Test Certificate](#)

[Type Test Certificates/Test Report](#)



Shipping Approval	other
-------------------	-------



[Environmental Confirmations](#)

[Confirmation](#)

UL/CSA ratings:

Contact rating of the auxiliary contacts acc. to UL	B300 / R300
---	-------------

Safety related data:

Protection against electrical shock	finger-safe
-------------------------------------	-------------

Further information

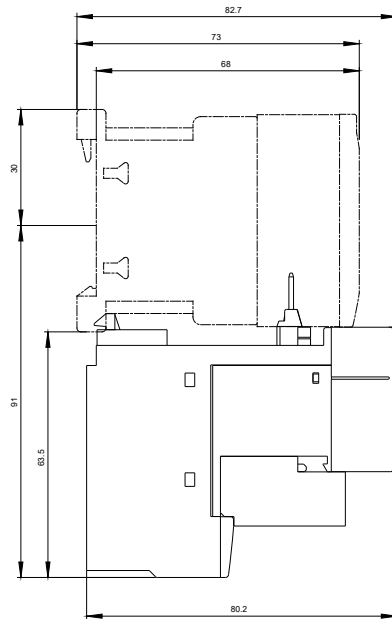
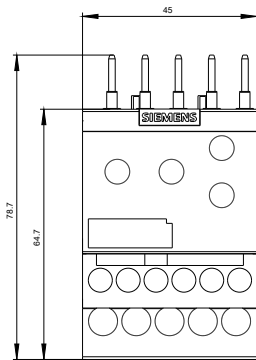
Information- and Downloadcenter (Catalogs, Brochures,...)
<http://www.siemens.com/industrial-controls/catalogs>

Industry Mall (Online ordering system)
<http://www.siemens.com/industrymall>

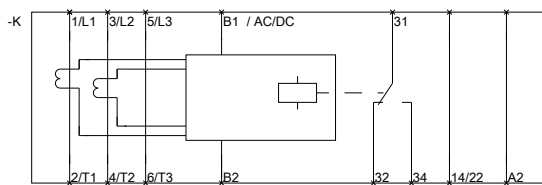
Cax online generator
<http://support.automation.siemens.com/WW/CAXorder/default.aspx?lang=en&mlfb=3RR21411AA30>

Service&Support (Manuals, Certificates, Characteristics, FAQs,...)
<http://support.automation.siemens.com/WW/view/en/3RR21411AA30/all>

Image database (product images, 2D dimension drawings, 3D models, device circuit diagrams, EPLAN macros, ...)
<http://www.automation.siemens.com/bilddb/index.aspx?attID9=3RR21411AA30&lang=en>



~~NON-REVERSING RELAY 3RT2~~



NON-REVERSING RELAY CONTACTOR 3RT2

last modified:

09.03.2015