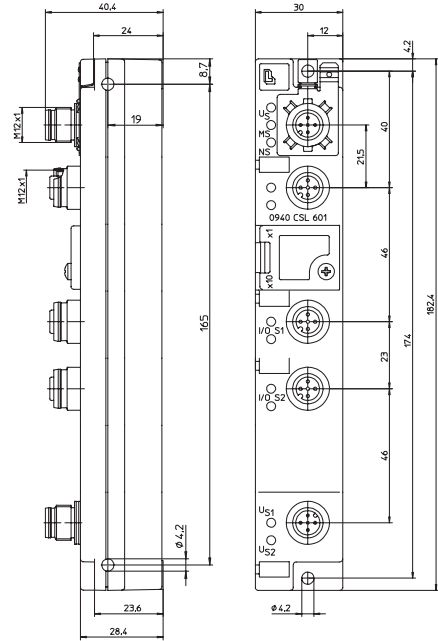


CANopen
LioN-Link BusHead CANopen®-Slave

0940 CSL 601







LioN-Link BusHead IP 67 bus coupler module for the connection between the higher level fieldbus and the fieldbus independent I/O modules, with M12 bus connection, rotary switches for addressing, M12 LioN-Link connection, M12 power supply connection


Diagnostic Indication

LED	Indication	Condition
I/O Line 1, I/O Line 2	red green off	wrong configuration / module exchanged online, communication with PLC branch not in use (module not connected)
Us ₁	green	sensor/system power supply Line 1
Us ₂	green	sensor/system power supply Line 2
MS	green green flashing red red flashing red/ green flashing	device is ready for operating wrong configuration unrecoverable fault recoverable fault self test is running
NS	green green flashing red flashing red	online, communication with PLC online, no communication with PLC timeout state of one or more I/O connections failed communication device, BUS-OFF status, duplicate MAC-ID

Pin Assignment

Bus connection M12	LioN-Link connection M12	Power supply M12
 <p>1 = Drain 2 = 24 V 3 = GND (0 V) 4 = CAN_H 5 = CAN_L Housing / = Earth</p>	 <p>1 = Drain 2 = 24 V Sensor/System 3 = 0 V Sensor/System 4 = Data + 5 = Data -</p>	 <p>1 = +24 V 2 = +24 V 3 = 0 V 4 = 0 V 5 = Earth</p>



LioN-Link BusHead CANopen®-Slave

0940 CSL 601

Technical Data

Environmental

Degree of protection IP 67
 Operating temperature range -10°C (+14°F) to +60°C (+140°F)

Mechanical

Weight 200 g
 Housing material PBT

Bus system

GSD/ EDS file **CANopen®**
 0940CSL601.EDS
 Transmission rate max. 1 MBaud
 Address range 1–99 dec
 Rotary address switches 1–99 dec
 Default address 63 dec

Supply of the fieldbus interface

Us
 Rated voltage 24 V DC
 Voltage range 11–30 V DC
 Power consumption typ. 10 mA
 Reverse polarity protection yes
 Indication LED green

System/sensors power supply

Us1, Us2*
 Rated voltage 24 V DC
 Voltage range 19–30 V DC
 Power consumption system: typ. 60 mA /
 fieldbus: typ. 10 mA
 Reverse polarity protection yes
 Indication LED green
 Output current per branch max. 3 A

Included in

delivery/accessories Dust covers M12, attachable labels

Diagnostic

Diagnosis for communication status,
 module breakdown and periphery
 faults in the Link system

Purpose

A maximum of 16 LioN-Link I/O modules can be
 operated on this BusHead

* Both supply points on the BusHead must always be connected.

Part Number

0940 CSL 601



The application of these products in harsh environments should always be checked before use.
 Specifications subject to alteration.