

SFX. Breather caps

with splash guard and external anti-splash semi-discs, technopolymer



- 1
- 2
- 3
- 4
- 5
- 6
- 7
- 8
- 9
- 10
- 11
- 12
- 13
- 14
- 15
- 16
- 17
- 18

MATERIAL

- Polyamide based (PA) technopolymer.
- Cap: semi-matte finish, black colour, with "fill" symbol.
- Threaded connector and external anti-splash semi-discs, black colour.

PACKING RINGS

NBR synthetic rubber.

STANDARD EXECUTIONS

- **SFX.**: without air filter.
- **SFX+F**: with "tech-foam" air filter in polyurethane foam mesh (polyester base), air filtration 40 µ.
- **SFX+P**: with anti-splash semi-discs, without air filter.
- **SFX+P+F**: with anti-splash semi-discs and "tech-foam" air filter in polyurethane foam mesh (polyester base), air filtration 40 µ.

MAXIMUM CONTINUOUS WORKING TEMPERATURE

100°C.

FEATURES AND APPLICATIONS

The SFX. breather caps are made with a special internal geometry (Elesa patent) that prevents the leakage of fluids through a linear labyrinth (splash guard effect) and promotes condensation of the outgoing vapours. The external snap-on anti-splash semi-discs (execution+P) located at the mouth of the threaded fitting hole, are made up of fins offset from each other so as to constitute an additional labyrinth in the most critical cases of strong fluid projections.

TECHNICAL DATA

Air flow rate for each model can be determined from the graph here below by calculating the difference between the pressure inside and outside the reservoir.

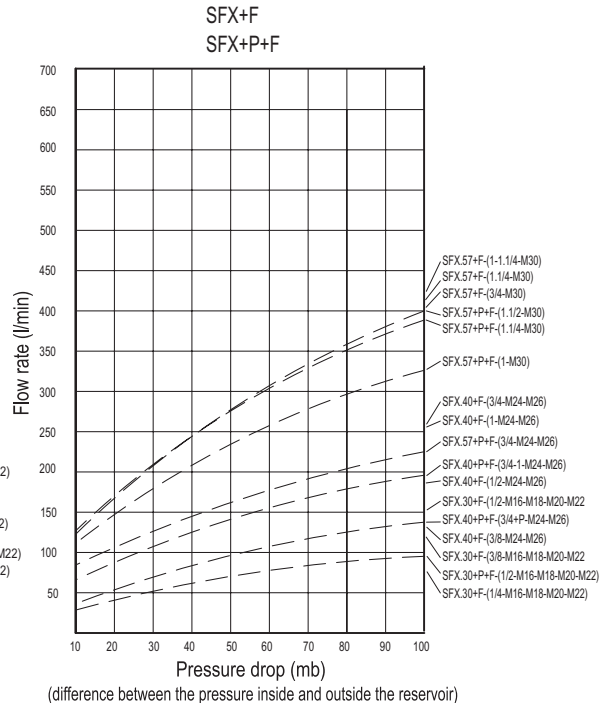
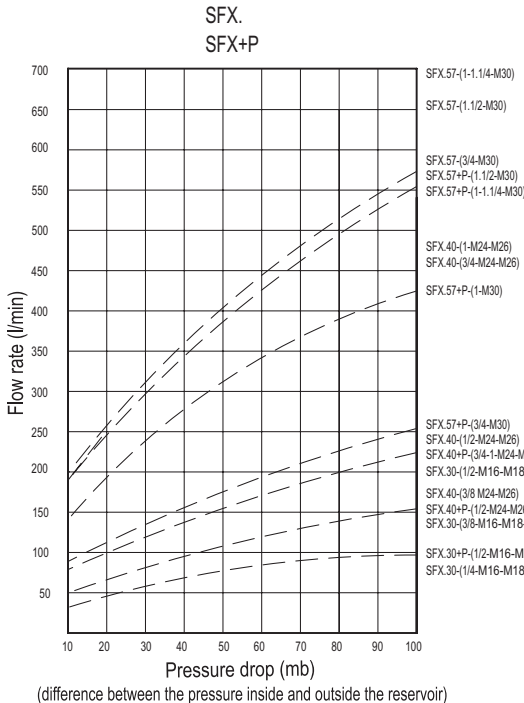
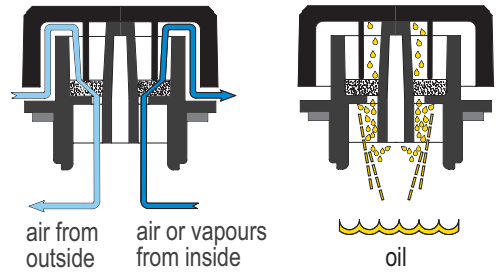
SPECIAL EXECUTIONS ON REQUEST

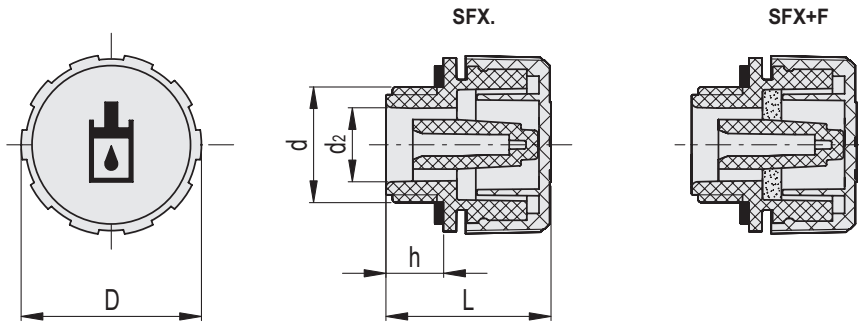
- Neutral cap without symbols.
- Cap in RAL 3000 red colour.
- Threaded connector also with American conical gas threading NPT
- ANSI-ASME B1-20 for the descriptions marked in the table with #.



ELESA Original design

Operating layout



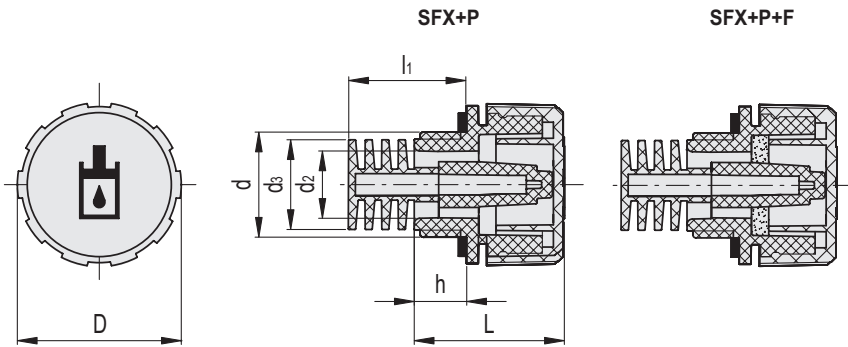
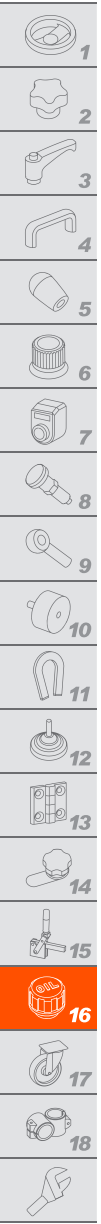
**SFX.**

Code	Description	d	D	L	d2	h	⚖
53352	SFX.30-1/4	G 1/4	31	29.5	8	9.5	26
53392	SFX.30-3/8	G 3/8	31	29.5	10	9.5	26
53432	SFX.30-1/2	G1/2	31	29.5	12	9.5	26
53472	SFX.40-3/8#	G3/8	42	36.5	10	11.5	34.5
53512	SFX.40-1/2#	G1/2	42	36.5	12	11.5	25
53552	SFX.40-3/4#	G3/4	42	36.5	17	11.5	27
53592	SFX.40-1	G1	42	36.5	23	11.5	28
53632	SFX.57-3/4	G3/4	57	42	18	14	49
53672	SFX.57-1	G1	57	42	23	14	49
53712	SFX.57-1¼	G1 1/4	57	44	32	16	49
53752	SFX.57-1½	G1 1/2	57	44	38	16	49
53002	SFX.30-M16x1.5	M16x1.5	31	29.5	10	9.5	26
53022	SFX.30-M18x1.5	M18x1.5	31	29.5	10	9.5	26
53042	SFX.30-M20x1.5	M20x1.5	31	29.5	12	9.5	26
53062	SFX.30-M22x1.5	M22x1.5	31	29.5	12	9.5	26
53082	SFX.40-M24x1.5	M24x1.5	42	36.5	18	11.5	34.5
53102	SFX.40-M26x1.5	M26x1.5	42	36.5	18	11.5	34.5
53122	SFX.57-M30x1.5	M30x1.5	57	42	23	14	49

SFX+F

Code	Description	d	D	L	d2	h	⚖
53356	SFX.30-1/4+F	G 1/4	31	29.5	8	9.5	26
53396	SFX.30-3/8+F	G 3/8	31	29.5	10	9.5	26
53436	SFX.30-1/2+F	G1/2	31	29.5	12	9.5	26
53476	SFX.40-3/8+F#	G3/8	42	36.5	10	11.5	34.5
53516	SFX.40-1/2+F#	G1/2	42	36.5	12	11.5	34.5
53556	SFX.40-3/4+F#	G3/4	42	36.5	17	11.5	27
53596	SFX.40-1+F	G1	42	36.5	23	11.5	28
53636	SFX.57-3/4+F	G3/4	57	42	18	14	49
53676	SFX.57-1+F	G1	57	42	23	14	49
53716	SFX.57-1¼+F	G1 1/4	57	44	32	16	49
53756	SFX.57-1½+F	G1 1/2	57	44	38	16	49
53012	SFX.30-M16x1.5+F	M16x1.5	31	29.5	10	9.5	26
53032	SFX.30-M18x1.5+F	M18x1.5	31	29.5	10	9.5	26
53052	SFX.30-M20x1.5+F	M20x1.5	31	29.5	12	9.5	26
53072	SFX.30-M22x1.5+F	M22x1.5	31	29.5	12	9.5	26
53092	SFX.40-M24x1.5+F	M24x1.5	42	36.5	18	11.5	34.5
53112	SFX.40-M26x1.5+F	M26x1.5	42	36.5	18	11.5	34.5
53132	SFX.57-M30x1.5+F	M30x1.5	57	42	23	14	49

Types available on request with NPT thread (National Taper Pipe Thread - ANSI-ASME B1-20).



SFX+P

Code	Description	d	D	L	d2	d3	l1	h	⚖
53452	SFX.30-1/2+P	G1/2	31	29.5	12	18	26	9.5	26
53532	SFX.40-1/2+P#	G1/2	42	36.5	12	18	28.5	11.5	34.5
53572	SFX.40-3/4+P#	G3/4	42	36.5	17	23	28.5	11.5	34.5
53612	SFX.40-1+P	G1	42	36.5	23	30	28.5	11.5	34.5
53652	SFX.57-3/4+P	G3/4	57	42	18	23	31	14	49
53692	SFX.57-1+P	G1	57	42	23	30	31	14	49
53732	SFX.57-1¼+P	G1 1/4	57	44	32	30	33	16	49
53772	SFX.57-1½+P	G1 1/2	57	44	38	30	33	16	49
53242	SFX.30-M20x1.5+P	M20x1.5	31	29.5	12	23	26	9.5	26
53262	SFX.30-M22x1.5+P	M22x1.5	31	29.5	12	23	26	9.5	26
53282	SFX.40-M24x1.5+P	M24x1.5	42	36.5	18	30	28.5	11.5	34.5
53302	SFX.40-M26x1.5+P	M26x1.5	42	36.5	18	30	28.5	11.5	34.5
53322	SFX.57-M30x1.5+P	M30x1.5	57	42	23	30	31	14	49

SFX+P+F

Code	Description	d	D	L	d2	d3	l1	h	⚖
53456	SFX.30-1/2+P+F	G1/2	31	29.5	12	18	26	9.5	26
53536	SFX.40-1/2+P+F#	G1/2	42	36.5	12	18	28.5	11.5	34.5
53576	SFX.40-3/4+P+F#	G3/4	42	36.5	17	23	28.5	11.5	34.5
53616	SFX.40-1+P+F	G1	42	36.5	23	30	28.5	11.5	34.5
53656	SFX.57-3/4+P+F	G3/4	57	42	18	23	31	14	49
53696	SFX.57-1+P+F	G1	57	42	23	30	31	14	49
53736	SFX.57-1¼+P+F	G1 1/4	57	44	32	30	33	16	49
53776	SFX.57-1½+P+F	G1 1/2	57	44	38	30	33	16	49
53252	SFX.30-M20x1.5+P+F	M20x1.5	31	29.5	12	23	26	9.5	26
53272	SFX.30-M22x1.5+P+F	M22x1.5	31	29.5	12	23	26	9.5	26
53292	SFX.40-M24x1.5+P+F	M24x1.5	42	36.5	18	30	28.5	11.5	34.5
53312	SFX.40-M26x1.5+P+F	M26x1.5	42	36.5	18	30	28.5	11.5	34.5
53332	SFX.57-M30x1.5+P+F	M30x1.5	57	42	23	30	31	14	49

Accessories for hydraulic systems