

MAIN SWITCH FOR SOLAR PLANTS FOR MOUNTING ONTO STANDARD RAIL 2-POLE WITH BLACK KNOB RATING AT 800V DC DC21 32A, DC22 16A



Figure similar

Model		
product brand name		SENTRON
Product designation		Main and EMERGENCY-STOP switches
Design of the operating mechanism		knob-operated mechanism, black
Type of the driving mechanism / motor drive		No
General technical data		
Number of poles		2
Type of device		fixed mounting
Protection against electrical shock		finger-safe
Mechanical service life (switching cycles) / of the main contacts / typical		100 000
Operating frequency / maximum	1/h	50
Voltage		
Insulation voltage / Rated value	V	690
Surge voltage resistance / Rated value	V	6 000
Protection class		
Protection class IP		IP44
Electricity		
Continuous current / Rated value	A	32
Short-time current resistance (I _{cw}) / at 690 V / limited to 1 s / Rated value	A	640
Main circuit		
Operating frequency		
• initial value	Hz	50

<ul style="list-style-type: none"> • Full-scale value 	Hz	60
Operating voltage		
<ul style="list-style-type: none"> • for DC / Rated value 	V	800

Auxiliary circuit

Number of CO contacts / for auxiliary contacts		0
Number of NC contacts / for auxiliary contacts		0
Number of NO contacts / for auxiliary contacts		0
Operating voltage / of the auxiliary contacts / with AC / maximum	V	500
Continuous current / of the auxiliary contact / Rated value	A	10
Insulation voltage / of the auxiliary switch / Rated value	V	500

Suitability

Suitability for use		
<ul style="list-style-type: none"> • Main switch 		Yes
<ul style="list-style-type: none"> • switch disconnecter 		Yes
<ul style="list-style-type: none"> • EMERGENCY OFF switch 		No
<ul style="list-style-type: none"> • safety switch 		Yes
<ul style="list-style-type: none"> • maintenance/repair switch 		Yes

Product details

Product feature / interlock		Yes
Product expansion / optional		
<ul style="list-style-type: none"> • motor drive 		No
<ul style="list-style-type: none"> • Voltage trigger 		No

Connections

Connectable conductor cross-section		
<ul style="list-style-type: none"> • for main contacts 		
<ul style="list-style-type: none"> — single or multi-stranded / minimum 	mm ²	1.5
<ul style="list-style-type: none"> — single or multi-stranded / maximum 	mm ²	16
<ul style="list-style-type: none"> — finely stranded / with core end processing / maximum 	mm ²	10
<ul style="list-style-type: none"> — stranded / minimum 	mm ²	1.5
<ul style="list-style-type: none"> — stranded / maximum 	mm ²	16
<ul style="list-style-type: none"> • for auxiliary contacts 		
<ul style="list-style-type: none"> — single or multi-stranded / minimum 	mm ²	0.75
<ul style="list-style-type: none"> — single or multi-stranded / maximum 	mm ²	4
<ul style="list-style-type: none"> — finely stranded / with core end processing / minimum 	mm ²	0.75
<ul style="list-style-type: none"> — finely stranded / with core end processing / maximum 	mm ²	2.5




— stranded / minimum	mm ²	0.75
— stranded / maximum	mm ²	4
Type of connectable conductor cross-section		
• for main contacts / finely stranded / with core end processing		10
• for auxiliary contacts		50
— solid		
— finely stranded / with core end processing		2x (0.75 ... 1.5 mm ²), 1x 2.5 mm ²
Type of electrical connection		
• for main current circuit		connection terminals
• for auxiliary contacts		connection terminals

Requirements		
Design of the fuse link		
• for short-circuit protection of the main circuit / required		fuse gL/gG: 40 A
• for short-circuit protection of the auxiliary switch / required		fuse gL/gG: 10 A

Mechanical Design		
Height	mm	128
Width	mm	98
Depth	mm	129
Mounting type		floor mounting
Mounting type		
• front mounting		No
• front mounting with 4-hole attachment		No
• front mounting with central attachment		No
• Side-by-side mounting		Yes
• rail mounting		No

Environmental conditions		
Ambient temperature		
• during operation / minimum	°C	-25
• during operation / maximum	°C	55

Certificates		
Equipment marking		
• acc. to DIN EN 61346-2		S

General Product Approval		Declaration of Conformity	Test Certificates	Shipping Approval
 CSA	 GOST		 EG-Konf.	Special Test Certificate  GL

other

[Environmental Confirmations](#)

Further information

Information- and Downloadcenter (Catalogs, Brochures,...)

<http://www.siemens.com/lowvoltage/catalogs>

Industry Mall (Online ordering system)

<https://eb.automation.siemens.com/mall/en/WW/Catalog/Product/3LD22308VQ110AF6>

Service&Support (Manuals, Certificates, Characteristics, FAQs,...)

<http://support.automation.siemens.com/WW/view/en/3LD22308VQ110AF6/all>

Image database (product images, 2D dimension drawings, 3D models, device circuit diagrams, ...)

http://www.automation.siemens.com/bilddb/cax_en.aspx?mlfb=3LD22308VQ110AF6

CAX-Online-Generator

<http://www.siemens.com/cax>

Tender specifications

<http://ausschreibungstexte.siemens.com/tiplv>

last modified:

11.03.2015